



Late Shri Govindrao Wanjari College of Education

156, Borkhedi (Gate), Butibori, Tah. Dist.: Nagpur - 441108 (MS). ☎: 8657326699, Fax: 0712-2747853


Email: gwcebed@gmail.com, Website: www.gwanjariedu.org

Ref: NAAC 2023/MLD/Cr-2.4.12

Date-10/07/2023

Criteria: 2.4.12	Performance of students during internship is assessed by the institution in terms of observations of different persons such as <ol style="list-style-type: none">1. Self2. Peers (fellow interns)3. Teachers / School* Teachers4. Principal / School* Principal5. B.Ed Students / School* Students (* 'Schools' to be read as "TEIs" for PG programmes)
Findings of DVV	Data updated as per supporting documents. HEI needs to provide the assessment criteria adopted by each of the selected persons (For Bachelor and PG Programmes as applicable) Two filled in sample observation formats for each of the claimed assessors
Response/ Clarification	<ol style="list-style-type: none">1. Sample performance assessment forms and records are attached (Appendix I)




Principal
: Shri Govindrao Wanjari College of Educati
Borkhedi (Gate) Butibori, Nagpur

Appendix I

AMAR SEWA MANDAL NAGPUR
LATE GOVINDRAO WANJARI
COLLEGE OF EDUCATION

BUTIBORI, NAGPUR

SESSION:-2022-2023

B.ED (SEM-III)

EPC-II

LESSON OBSERVATION BOOK

SUBMITTED BY

POOJA CHODHARY

AMAR SEWA MANDAL'S, NAGPUR

LATE GOVINDRAO WANJARI COLLEGE OF EDUCATION

Butibori, Dist. : Nagpur

Year 2021 - 2023

LESSON OBSERVATION BOOK

पाठ निरीक्षण वही

Name : Pooja. Sunil. Choudhary

नाम :

Subject: 1) Chemistry

विषय : २)

Number 3

Date: 10/12/22

क्रमांक :

दिनांक :

Teacher: Smt. M.V. Talurhakar

School: Bahusahab Lume High School

अध्यापक :

शाळा :

Subject: Chemistry

Class: 8th std

विषय :

वर्ग :

Sub-Unit: Man-made materials

विषयांश :

Lesson Observation

१. पाठाची तयारी :

Preparation of the Lesson Preparation was well and good. Attractive beginning of the topic

२. प्रस्तावना :

Introduction Introduction was given by day to day materials we used.

३. हेतुकथन :

Statement of Aim She announced the topic as 'Today we are going to study Man-made material'

४. प्रतिपादन :

Presentation Presentation was given very nicely explaining each points and giving examples.

५. शैक्षणिक साधनांचा वापर :

Audio Visual Aids No audio-visual aid has been used.

Pupil Participation

७. अध्यापन व वर्ग नियंत्रण :

Teaching and Class Control

८. अध्यापन पद्धती :

Method of Teaching

९. फलक लेखन :

Black-Board Work

१०. पुनरावलोकन :

Recapitulation

complete the work

सही

AMAR SEWA MANDAL'S, NAGPUR

LATE GOVINDRAO WANJARI COLLEGE OF EDUCATION

Butibori, Dist. : Nagpur

Year 2022 - 2023

LESSON OBSERVATION BOOK

पाठ निरीक्षण वही

Name : Pooja . Sunil . Choudhary

नांव :

Subject : 1) Chemistry

विषय : २)

Number: 2

Date: 7/12/22

क्रमांक :

दिनांक :

Teacher: Smt. J.B. Charpe

School: Bahulaheb Surve
High School

अध्यापक :

शाळा :

Subject: Chemistry

Class: 7th Std

विषय :

वर्ग :

Sub-Unit: Materials we use

विषयांश :

Lesson Observation

१. पाठाची तयारी :

Preparation of the Lesson Teacher asked questions to know the previous knowledge of the topic

२. प्रस्तावना :

Introduction Introduction was given by giving examples and sharing the knowledge

३. हेतुकथन :

Statement of Aim She announced the topic as 'Today we are going to study material we used'

४. प्रतिपादन :

Presentation Explanation was given in terms of teaching points and all points are explained very well.

५. शैक्षणिक साधनांचा वापर :

Audio Visual Aids No Audio-visual aids has been used.

Pupil Participation Students are well participated listening to the explanation of teacher

७. अध्यापन व वर्ग नियंत्रण :

Teaching and Class Control Teaching was good
Class room management was also good

८. अध्यापन पद्धती :

Method of Teaching Method of teaching was explanatory with bilingual use of communication

९. फलक लेखन :

Black-Board Work Blackboard was used to write points and definition with examples

१०. पुनरावलोकन :

Recapitulation Topic has been revised and summary has been taken by asking questions.

महो

AMAR SEWA MANDAL'S, NAGPUR

LATE GOVINDRAO WANJARI COLLEGE OF EDUCATION

Butibori, Dist. Nagpur

Year 2022 - 2023

LESSON OBSERVATION BOOK

पाठ निरीक्षण वही

Name : Pooja . Sunil . Choudhary

नांव :

Subject : 1) Chemistry

विषय : २)

Number: 1

Date: 8/12/23

क्रमांक :

दिनांक :

Teacher: Smt. J. B. Charpe

School: Late Bhausaheb
Surve High School

अध्यापक :

शाळा :

Subject: Chemistry

Class: 6th std

विषय :

वर्ग :

Sub-Unit: Substances in daily use

विषयांश :

Lesson Observation

१. पाठाची तयारी :

Preparation of the Lesson: Teacher asks questions on substances to know the previous knowledge of student.

२. प्रस्तावना :

Introduction: Introduction was given as asking about different substances we use in our life.

३. हेतुकथन :

Statement of Aim: She announced the topic as 'Today we are going to study substances in common use'.

४. प्रतिपादन :

Presentation: Explanation was like relating the topic with their life examples create a curiosity among children.

५. शैक्षणिक साधनांचा वापर :

Audio Visual Aids: Some common items has been taken in the class to explain.

Pupil Participation Students are participated in classroom teaching and activity engagement was there.

७. अध्यापन व वर्ग नियंत्रण :

Teaching and Class Control Teaching of concepts was clear and well prepared. Class was engaged properly.

८. अध्यापन पद्धती :

Method of Teaching Method of teaching was basically by performing activity and experiment.

९. फलक लेखन :

Black-Board Work Blackboard was used to write definition examples and reactions.

१०. पुनरावलोकन :

Recapitulation Teacher revise the topic by asking questions, taking summary of the lesson.

महो

AMAR SEWA MANDAL'S, NAGPUR

LATE GOVINDRAO WANJARI COLLEGE OF EDUCATION

Butibori, Dist. : Nagpur

Year 2022 - 2023

LESSON OBSERVATION BOOK

पाठ निरीक्षण वही

Name : Pooja . Sunil . Choudhary

नांव :

Subject : 1) Chemistry

विषय : २)

Number: 5

Date: 12/12/22

क्रमांक :

दिनांक :

Teacher: Smt. M.V. Jalurhakar

School: Bahusahel Surve High School

अध्यापक :

शाळा :

Subject: Chemistry

Class: 9th Std

विषय :

वर्ग :

Sub-Unit: Acids, Bases and Salts

विषयांश :

Lesson Observation

१. पाठाची तयारी : Teacher asks several questions

Preparation of the Lesson on acids, indirectly relate the topic so that students previous knowledge can be detected.

२. प्रस्तावना :

Introduction Introduction was given by examples to create interest among learners

३. हेतुकथन :

Statement of Aim she announced the topic as 'Today we are going to study Acids, Bases and Salts'

४. प्रतिपादन :

Presentation Explanation was very nice given in terms of teaching points, definition examples etc.

५. शैक्षणिक साधनांचा वापर :

Audio Visual Aids Different acids, bases, and salts are taken from lab to understand the topic.

Pupil Participation Students are actively participated and developing their interest

७. अध्यापन व वर्ग नियंत्रण :

Teaching and Class Control Teaching of concept was clear, amazing and interesting, whole class was engaged in listening the explanation.

८. अध्यापन पद्धति :

Method of Teaching Method of teaching was experiential based to understand poatically

९. फलक लेखन :

Black-Board Work Blackboard was used to write definition, examples and some reactions

१०. पुनरावलोकन :

Recapitulation Topic was revised by asking questions and performing experiments to know all the aspects.

मदी

AMAR SEWA MANDAL'S, NAGPUR

LATE GOVINDRAO WANJARI COLLEGE OF EDUCATION

Butibori, Dist. : Nagpur

Year 2022 - 2023

LESSON OBSERVATION BOOK

पाठ निरीक्षण वही

Name : Pooja. Sunil. Choudhary

नांव :

Subject : 1) Chemistry

विषय : २)

Number: 4

Date: 9/12/22

क्रमांक :

दिनांक :

Teacher: Smt. M.V. Jalurhakar

School: Bahusahab Surve
High School

अध्यापक :

शाळा :

Subject: Chemistry

Class: 10th std

विषय :

वर्ग :

Sub-Unit: Carbon Compounds

विषयांश :

Lesson Observation

१. पाठाची तयारी :

Preparation of the Lesson: Teacher asks questions to students to know the previous knowledge of students.

२. प्रस्तावना :

Introduction: Introduction was given by discussing about different compounds.

३. हेतुकथन :

Statement of Aim: She announced the topic as 'Today we are going to study carbon compounds'.

४. प्रतिपादन :

Presentation: Presentation was given in terms of teaching points, showing molecular structure of different compounds.

५. शैक्षणिक साधनांचा वापर :

Audio Visual Aids: On blackboard drawing molecular structure explanation was given.

3. Pupil Participation Students are participated in the classroom teaching.

7. अध्यापन व वर्ग नियंत्रण :

Teaching and Class Control Teaching was good, amazing, class was engaged properly.

8. अध्यापन पद्धति :

Method of Teaching Method of teaching was explanation and practice by using different examples.

9. फलक लेखन :

Black-Board Work Blackboard was well used to draw the molecular structure.

10. पुनरावलोकन :

Recapitulation By asking questions topic has been revised with key points.

महो

AMAR SEWA MANDAL'S, NAGPUR

LATE GOVINDRAO WANJARI COLLEGE OF EDUCATION

Bulibori, Dist. : Nagpur

Year 20²² - 20²³

LESSON OBSERVATION BOOK

पाठ निरीक्षण वही

Name : Pooja. Sunil. Choudhary

नांव :

Subject : 1) Biology

विषय : २)

Number: 1

Date: 6/12/22

क्रमांक :

दिनांक :

Teacher: Smt. M.V. Jalurhakar

School: Bahusaheb Surve
high school

अध्यापक :

शाळा :

Subject: Biology

Class: 8th std

विषय :

वर्ग :

Sub-Unit: Disaster Management

विषयांश :

Lesson Observation

१. पाठाची तयारी :

Preparation of the Lesson Teacher ask questions of general natural and man-made disaster to know the previous knowledge

२. प्रस्तावना :

Introduction Teacher gives a brief introduction on disaster asked students about their experience of any such incident.

३. हेतुकथन :

Statement of Aim She announced the topic as 'Today we are going to study Disaster management'

४. प्रतिपादन :

Presentation Teacher told students one story of a village where disaster like earthquake came how they managed, how help arrived, causes etc.

५. शैक्षणिक साधनांचा वापर :

Audio Visual Aids Teacher shown the model of disaster management to create an interest and enthusiasm to learn.

Pupil Participation Students are well participated in the class, sharing their experiences and interact.

७. अध्यापन व वर्ग नियंत्रण :

Teaching and Class Control Teaching was nice, class control was good all are attentive in class.

८. अध्यापन पद्धति :

Method of Teaching Teaching is done in explanatory method and bilingual use of language was there.

९. फलक लेखन :

Black-Board Work Blackboard was divided into 2 parts were one side teaching points were written and on another side homework given.

१०. पुनरावलोकन :

Recapitulation Teacher asked various questions on disaster management and discuss different newspaper articles with students.

मही

AMAR SEWA MANDAL'S, NAGPUR

LATE GOVINDRAO WANJARI COLLEGE OF EDUCATION

Bulibori, Dist. : Nagpur

Year 20²² – 20²³

LESSON OBSERVATION BOOK

पाठ निरीक्षण वही

Name : Pooja. Luril. Choudhary

नाम :

Subject : 1) Biology

विषय : २)

Number: 2

Date: 7/12/22

क्रमांक :

दिनांक :

Teacher: Smt. M.V. Talurhakar

School: Bahuraneb Surve
high school

अध्यापक :

शाळा :

Subject: Biology

Class: 9th std

विषय :

वर्ग :

Sub-Unit: Useful and Harmful
microorganisms

विषयांश :

Lesson Observation

१. पाठाची तयारी :

Preparation of the Lesson Teacher ask questions
of microorganisms, their presence, characteristics
to know the previous knowledge.

२. प्रस्तावना :

Introduction She introduced the topic as
characteristics of microorganism their meaning.

३. हेतुकथन :

Statement of Aim She announced the topic as
'Today we are going to study Useful
and Harmful microorganisms'

४. प्रतिपादन :

Presentation Presentation of the topic is in
the form of teaching points, explanation was very
nice.

५. शैक्षणिक साधनांचा वापर :

Audio Visual Aids She shown one chart of
harmful and Useful microorganism

Pupil Participation Students are actively participated, they try to think about various aspects related to the topic

७. अध्यापन व वर्ग नियंत्रण :

Teaching and Class Control Teaching was good, students were engaged in their discussion

८. अध्यापन पद्धति :

Method of Teaching Teaching was done in an instructional manner where students are involved.

९. फलक लेखन :

Black-Board Work Blackboard was used to draw the diagram of microorganism, work of blackboard was very nice.

१०. पुनरावलोकन :

Recapitulation Teacher asks daily life questions which they experience in their day to day to enhance learning and to revise the topic.

महो

AMAR SEWA MANDAL'S, NAGPUR

LATE GOVINDRAO WANJARI COLLEGE OF EDUCATION

Butibori, Dist. : Nagpur

Year 20²² – 20²³

LESSON OBSERVATION BOOK

पाठ निरीक्षण वही

Name : Pooja. Sunil. Choudhary

नांव :

Subject : 1) Biology

विषय : २)

Number: 3

Date: 8/12/22

क्रमांक :

दिनांक :

Teacher: Smt. M.V. Jalurhakar

School :

अध्यापक :

शाळा :

Subject: Biology

Class: 10th std

विषय :

वर्ग :

Sub-Unit: Cell biology and biotechnology

विषयांश :

Lesson Observation

१. पाठाची तयारी :

Preparation of the Lesson Teacher asks various questions on cell, tissues and related aspects to know the previous knowledge.

२. प्रस्तावना :

Introduction she has given introduction of cell biotic factors, structure etc. to create an interests.

३. हेतुकथन :

Statement of Aim she announced the topic as

'Today we are going to study cell biology and biotechnology'

४. प्रतिपादन :

Presentation explanation was given very nicely in teaching points all points are properly explained.

५. शैक्षणिक साधनांचा वापर :

Audio Visual Aids she drawn a flow chart showing steps of tissue culture to relate with biotechnology

Pupil Participation Students are actively participated and attentively listened the explanation

७. अध्यापन व वर्ग नियंत्रण :

Teaching and Class Control Teachings was very good, students are well engaged, learning facilitates.

८. अध्यापन पद्धती :

Method of Teaching Method of teaching was discussion on various different technology, evolved now-a-days.

९. फलक लेखन :

Black-Board Work Blackboard was used well to explain the concepts, to write key points

१०. पुनरावलोकन :

Recapitulation Teacher asks questions and revise the topic by taking quick summary of the Chapter.



मही

AMAR SEWA MANDAL'S, NAGPUR

LATE GOVINDRAO WANJARI COLLEGE OF EDUCATION

Butibori, Dist. : Nagpur

Year 2022 - 2023

LESSON OBSERVATION BOOK

पाठ निरीक्षण वही

Name : Pooja. Sunil. Choudhary

नांव :

Subject : 1) Biology

विषय : २)

Number: 4

Date: 12/12/22

क्रमांक :

दिनांक :

Teacher: Smt. T.B. Charpe

School: Bahusaheb Surve
high school

अध्यापक :

शाळा :

Subject: Biology

Class: 6th std

विषय :

वर्ग :

Sub-Unit: Nutrition and diet

विषयांश :

Lesson Observation

१. पाठाची तयारी :

Preparation of the Lesson Teacher asks questions to know the previous knowledge of student about nutrition.

२. प्रस्तावना :

Introduction Introduction was given by eating habits, food we eat, balanced diet etc.

३. हेतुकथन :

Statement of Aim Then she announced the topic as 'Today we are going to study Nutrition and diet.'

४. प्रतिपादन :

Presentation Explanation of the topic was amazing by delimiting the topic by taking day-to-day examples enables the students to understand well.

५. शैक्षणिक साधनांचा वापर :

Audio Visual Aids Chart on Balanced diet and pyramid of food showing % of nutrition was used.

Pupil Participation Students are well participated showing their interest in classroom.

७. अध्यापन व वर्ग नियंत्रण :

Teaching and Class Control Teaching was well. Students are engaged as its their day to day life related topic.

८. अध्यापन पद्धती :

Method of Teaching Teaching was done by explanation of teaching points in bilingual way of communication.

९. फलक लेखन :

Black-Board Work Blackboard was well decorated and used properly to enhance learning.

१०. पुनरावलोकन :

Recapitulation Teacher asks several questions to students and revise the summary of the topic.



महो

AMAR SEWA MANDAL'S, NAGPUR

LATE GOVINDRAO WANJARI COLLEGE OF EDUCATION

Butibori, Dist. : Nagpur

Year 2022 – 2023

LESSON OBSERVATION BOOK

पाठ निरीक्षण वही

Name : Pooja. Sunil. Choudhary

नांव :

Subject : 1) Biology

विषय : २)

Number 5

Date: 13/12/22

क्रमांक :

दिनांक :

Teacher: Smt. J.B. Charpe

School: Bahusahab Surve High School

अध्यापक :

शाळा :

Subject: Biology

Class: 7th Std

विषय :

वर्ग :

Sub-Unit: Cell structure and microorganisms

विषयांश :

Lesson Observation

१. पाठाची तयारी :

Preparation of the Lesson Teacher ask to students the questions related to the topic to know the previous knowledge.

२. प्रस्तावना :

Introduction She gives a brief introduction of topic, its basic components, types, ^{and definition} of microorganisms

३. हेतुकथन :

Statement of Aim She announced the topic - as 'Today we are going to study Cell structure and microorganisms'

४. प्रतिपादन :

Presentation The Presentation Of the topic is in the form of teaching points explanation is good, clarity in concepts, voice is clear, asked questions

५. शैक्षणिक साधनांचा वापर :

Audio Visual Aids She used chart made on microorganisms and its types and drawn diagram on board.

Pupil Participation Students are actively participated in the explanation part and they are well interacted with teacher.

७. अध्यापन व वर्ग नियंत्रण :

Teaching and Class Control Teaching and class control was also nice. Students engagement was there in discussion.

८. अध्यापन पद्धति :

Method of Teaching The topic taught was well explained in bilingual use of communication and presentation.

९. फलक लेखन :

Black-Board Work Blackboard work was complete, good and clear it is divided into two parts one side teaching points other side homework.

१०. पुनरावलोकन :

Recapitulation Teacher revise the topic to students with asking questions in different aspects, taking quiz.

मदी

AMAR SEWA MANDAL'S, NAGPUR

LATIE GOVINDRAO WANJARI COLLEGE OF EDUCATION

Butibori, Dist. : Nagpur

Year 2021 - 2022

LESSON OBSERVATION BOOK

पाठ निरीक्षण वही

Name : मीधा चौधरी

नांव :

Subject : 1) गीणत

विषय : २)

Number : २३

Date : 17/2/22

क्रमांक :

दिनांक :

Teacher : श्री एम. जी

School : स्व. मा. शाहिब

अध्यापक : इ. ए. नरकर

शाळा : सुर्वे विद्यालय

Subject : गीत

Class :

विषय :

वर्ग : 8th

Sub-Unit : कीर्तन और कीर्तन

विषयांश : के प्रकार

Lesson Observation

१. पाठाची तयारी : पाठ की तयारी बेहतर और
Preparation of the Lesson अनुभवी थी।

२. प्रस्तावना : पूर्व ज्ञान में नवीन ज्ञान का संबंध था।
Introduction प्रश्न पूछा के अनुसार थी।

३. हेतुकथन : छात्र आज हम कीर्तन और कीर्तन के
Statement of Aim प्रकार के बारे में अभ्यास करेंगे।

४. प्रतिपादन : ~~प्रतिपादन~~ उद्देश्य था और अनुभवी था।
Presentation

५. शैक्षणिक साधनांचा वापर : शिक्षक ने मॉडल का उपयोग
Audio Visual Aids किया।

६. छात्र-सहभाग

छात्र शिक्षण में सहभागी थे।

Pupil Participation

७. अध्यापन व वर्ग नियंत्रण

शिक्षक छात्रों को ह्यानपूर्वक पढ़ा रहे थे।

Teaching and Class Control

और छात्र अनुशासन में रहे के पढ़ रहे थे।

८. अध्यापन पद्धति :

Method of Teaching

आत्मविश्वास के साथ पढ़ाया गया।

९. फलक लेखन :

स्वच्छ और स्वष्ट था।

Black-Board Work

१०. पुनरावलोकन :

छात्रों ने पढ़ने का अंतिम उत्तर

Recapitulation

दिया।

Shiksha
महो

AMAR SEWA MANDAL'S, NAGPUR

LATE GOVINDRAO WANJARI COLLEGE OF EDUCATION

Bulibori, Dist. : Nagpur

Year 2021 - 2022

LESSON OBSERVATION BOOK

पाठ निरीक्षण वही

Name :

मेधा चौधरी

नांव :

Subject : 1)

गणित

विषय : 2)

Number :

Date : 15/12/2022

क्रमांक : 9

दिनांक :

Teacher : श्रीमती आर. एड

School : 2वां मा. क. शा. हिल

अध्यापक : चोपान

शाळा : मुंबई विद्यालय

Subject :

Class :

विषय : गणित

वर्ग : 6th

Sub-Unit : शंकु और शंकु के पूर्ण

विषयांश : प्रकार के क्षेत्रफल

Lesson Observation

१. पाठची तयारी : पाठ की तयारी बेहतर थी

Preparation of the Lesson : और अनुभवों थी।

२. प्रस्तावना : पूर्व ज्ञान नवीन ज्ञान का संबंध बनाना, पढ़ने का अनुभव थी।

Introduction : प्रस्तावना पढ़ने के शुरुआत में।
पाठ का परिचय सरल भाषा में दिया।

३. हेतुकथन : ~~पूर्व ज्ञान से नवीन ज्ञान~~ पाठ का विशिष्ट

Statement of Aim : उद्देश्य विद्यार्थियों को ज्ञान प्रदान
करना।

४. प्रतिपादन : प्रतिपादन उत्तम था। और अनुभवों थी।

Presentation : प्रस्तुति करण अच्छा था।

५. शैक्षणिक साधनांचा वापर : शिक्षक ने बोर्ड शुरुआत और

Audio Visual Aids : चोके का उपयोग किया।

६. छात्र-सहभाग :

छात्र उचित उत्तर दे रहे थे। और

Pupil Participation

पाठ को समझने में प्रयास कर रहे थे।

७. अध्यापन व वर्ग नियंत्रण :

छात्र अनुशासन में थे और

Teaching and Class Control

अच्छे से अभ्यास किए।

८. अध्यापन पद्धति :

आत्मविश्वास के साथ पढ़ाया गया।

Method of Teaching

यह पद्धति पाठ के लिए उपयुक्त थी।

९. फलक लेखन :

शुद्ध और स्पष्ट था। सभी छात्र

Black-Board Work

अच्छे से देख पा रहे थे।

१०. पुनरावलोकन :

पुनरावलोकन पुस्तक में और महशुस

Recapitulation

थी। पुनरावलोकन से समझ आया कि

अच्छे पाठ को समझ रहे हैं।

N. Deshmukh
महो

AMAR SEWA MANDAL'S, NAGPUR

LATE GOVINDRAO WANJARI COLLEGE OF EDUCATION

Bulibori, Dist. : Nagpur

Year 2021 - 2022

LESSON OBSERVATION BOOK

पाठ निरीक्षण वही

Name : मधु चौधरी

नाम : ३

Subject : 1) गीत

विषय : २)

Number :

Date : 16/12/2022

क्रमांक : २

दिनांक :

Teacher : श्रीमती आर. ए. ए.

School : स्व. भाद्रनाथ

अध्यापक : श्रीमान

शाळा : सुर्वे वि. शाळा

Subject : गीत

Class : ९. बी

विषय :

वर्ग :

Sub-Unit : ~~मात्रिका~~

विषयांश : बहुपद

Lesson Observation

१. पाठाची तयारी : पाठ को तराशी बीहर थी
Preparation of the Lesson और अनुभवो थी।

२. प्रस्तावना : पूर्व ज्ञान पर आधारित थी।
Introduction

३. हेतुकथन : सहज शब्दों में उद्देश्य कथन कहा
Statement of Aim गया जो पाठ के सुकरण के अनु
अनुरूप था।

४. प्रतिपादन :
Presentation प्रस्तुती करण अच्छा था। प्रतिपादन
अच्छा था।

५. शैक्षणिक साधनांचा वापर :
Audio Visual Aids शिक्षक के चार्ट का उपयोग किया।

६. छात्र-सहभाग : छात्र पाठ को समझने में सहभाग
Pupil Participation ले रहे थे।

७. अध्यापन व वर्ग नियंत्रण : शिक्षक ने छात्रों को अनुशासन
Teaching and Class Control में रखा था। और छात्रों
को अच्छी तरह पढ़ा रहे थे।

८. अध्यापन पद्धति :
Method of Teaching यह पद्धति पाठ के लिए उपयुक्त थी।

९. फलक लेखन : स्वच्छ और स्पष्ट था। सभी छात्र
Black-Board Work अच्छे से देख पा रहे थे।

१०. पुनरावलोकन : पुनरावलोकन उचित महत्त्व था।
Recapitulation


महो

AMAR SEWA MANDAL'S, NAGPUR

LATE GOVINDRAO WANJARI COLLEGE OF EDUCATION

Bulibori, Dist. : Nagpur

Year 2021 - 2022

LESSON OBSERVATION BOOK

पाठ निरीक्षण वही

Name : मीना चौधरी

नांव :

Subject : 1) गणित

विषय : २)

Number :

Date : 19 / 2 / 22

क्रमांक : ४

दिनांक :

Teacher : श्री एल. जी

School : स्व भा. क. महिला

अध्यापक : इतानकर

शाळा : मुक्ति विद्यालय

Subject :

Class :

विषय : गीत

वर्ग : ६ वा

Sub-Unit : बांकु और दानफल

विषयांश :

Lesson Observation

१. पाठची तयारी : पाठ को बारी बहतर और

Preparation of the Lesson उपयोगी थी।

२. प्रस्तावना : पूर्व ज्ञान पूछे गए उन कक्षा के

Introduction अनुसार थे।

३. हेतुकथन : छात्र को विषय और विषयांश

Statement of Aim के बारे में और तालिका के बारे में बताना

४. प्रतिपादन :

Presentation प्रतिपादन उत्तम और उपयोगी था

५. शैक्षणिक साधनांचा वापर :

Audio Visual Aids मॉडल द्वारा समझाया गया।

६ छात्र-सहभाग

Pupil Participation

छात्र आश्वासन में सहभागी थे
और प्रश्नों के उत्तर दे
रहे थे।

७. अध्यापन व वर्ग नियंत्रण :

Teaching and Class Control

छात्र अनुशासन में थे
और आश्वासन के और ध्यान दे रहे थे।

८. अध्यापन पद्धति :

Method of Teaching

अध्यापन पद्धतियों पाठ के
लिए उपयुक्त थी।

९. फलक लेखन :

Black-Board Work

स्वच्छ और स्पष्ट था। शिक्षक
छात्रों की आसानी के लिए लिख रहे थे।

१०. पुनरावलोकन :

Recapitulation

छात्रों ने निम्न प्रश्नों का उत्तर दे
रहे थे।

M. Deshmukh
महो

AMAR SEWA MANDAL'S, NAGPUR

LATE GOVINDRAO WANJARI COLLEGE OF EDUCATION

Bulibori, Dist. : Nagpur

Year 2021 - 2022

LESSON OBSERVATION BOOK

पाठ निरीक्षण वही

Name : मेधा चौधरी

नाव :

Subject : 1) गीत

विषय : २)

Number :

Date : 18/12/2022

नमांक : ४

दिनांक :

Teacher : श्रीमती आर एश

School : स्व. मा. शास्त्री

अध्यापक : चौवान

शाळा : सुर्ते विद्यालय

Subject :

Class : ४ वी

विषय : गणित

वर्ग :

Sub-Unit : भाग विधि

विषयांश :

Lesson Observation

१. पाठाची तयारी : पाठ को तयारी बेहतर थी और

Preparation of the Lesson अनुभवी थी।

२. प्रस्तावना : पूर्व ज्ञान पर आधारित थी।

Introduction पढ़न कक्षा के अनुसार थी।

३. हेतुकथन : पाठ का विशिष्ट उद्देश्य विद्यार्थी को

Statement of Aim को ज्ञान पढ़ान करना।

४. प्रतिपादन : प्रतिपादन : उत्तम था और

Presentation अनुभवी थी।

५. शैक्षणिक साधनांचा वापर : चॉक , ब्याकग्राउंड ।

Audio Visual Aids

६. छात्र-सहभाग :

छात्र अभ्यास में सहभाग थे।

Pupil Participation

७. अध्यापन व वर्ग नियंत्रण :

छात्र हस्तानुपूर्वक अभ्यास

Teaching and Class Control

कर रहे थे।

८. अध्यापन पद्धति :

अध्यापन पद्धति पाठ के लिए

Method of Teaching

उपयुक्त थी।

९. फलक लेखन :

स्वच्छ और स्पष्ट था।

Black-Board Work

१०. पुनरावलोकन :

सुझावों पर छात्र उचित

Recapitulation

उत्तर दिया।

मही

AMAR SEWA MANDAL'S, NAGPUR

LATE GOVINDRAO WANJARI COLLEGE OF EDUCATION

Butibori, Dist. : Nagpur

Year 2021 - 2022

LESSON OBSERVATION BOOK

पाठ निरीक्षण वही

Name : मेधा चौधरी

नाम :

Subject : 1) भौतिक विज्ञान

विषय : २)

Number : २

Date : २१/२/२२

क्रमांक :

दिनांक :

Teacher : जे. बी. चाधरे

School : स्व. भा. कृष्णा हेतु

अध्यापक :

शाळा : भूर्गे विद्यालय

Subject : भौतिक विज्ञान

Class :

विषय :

वर्ग : ८वी

Sub-Unit : पुकावा

विषयांश :

Lesson Observation

१. पाठाची तयारी : पाठ की तयारी अनुभवों और

Preparation of the Lesson बेहतर शी।

२. प्रस्तावना : नए ज्ञान पर आधारित थी।

Introduction प्रश्न कक्षा के अनुभवों पूछे गए।

३. हेतुकथन : पाठ का उद्देश्य छात्रों की ज्ञान

Statement of Aim प्रदान करना।

४. प्रतिपादन : उपपाठन उपयोगों और अनुभवों

Presentation था।

५. शैक्षणिक साधनोंचा वापर :

Audio Visual Aids चार्ट द्वारा समझाया गया।

६ छात्र-सहभाग

छात्र अभ्यास में सहभागी थे।

Pupil Participation

छात्र अभ्यास में अपनी

सहभागी दिखा रहे थे।

७. अध्यापन व वर्ग नियंत्रण :

छात्र दृष्टानपूर्वक और

Teaching and Class Control

अनुशासन का पालन करते

हुए अभ्यास कर रहे थे।

८. अध्यापन पद्धति :

Method of Teaching

अध्यापन पद्धति पाठ के लिए

अनुकूल थी।

९. फलक लेखन :

Black-Board Work

स्वच्छ और स्पष्ट था।

१०. पुनरावलोकन :

पुनरावलोकन पद्धति का छात्र

Recapitulation

अच्छे उत्तर दिया।

AMAR SEWA MANDAL'S, NAGPUR

LATE GOVINDRAO WANJARI COLLEGE OF EDUCATION

Bulibori, Dist. : Nagpur

Year 2021 - 2022

LESSON OBSERVATION BOOK

पाठ निरीक्षण वही

Name : मेधा वजारी

नांव :

Subject : 1) प्राथमिक विज्ञान

विषय : 2)

Number : १

Date : २२ / २ / २२

क्रमांक :

दिनांक :

Teacher : ए. बी. चापरे

School : स्व. शा. शा. शा. शा.

अध्यापक :

शाळा : सु. वि. शा. शा.

Subject : भौतिक विज्ञान

Class :

विषय :

वर्ग : ९ वा

Sub-Unit : गति

विषयांश :

Lesson Observation

१. पाठाची तयारी : पाठ की तयारी बहुत बेहतर थी।
Preparation of the Lesson अनुभवी थी।

२. प्रस्तावना : कक्षा में गति के ऊपर प्रश्नी
Introduction पूछे गए।

३. हेतुकथन : पाठ का उद्देश्य छात्रों को ज्ञान
Statement of Aim प्रदान करना था।

४. प्रतिपादन : प्रतिपादन उपयोगी और अनुभवी
Presentation था।

५. शैक्षणिक साधनांचा वापर : शैक्षणिक साधनांचा वापर
Audio Visual Aids शैक्षणिक साधनांचा वापर
..... था।

६ छात्र-सहभाग छात्र अभ्यास में सहभागी
Pupil Participation दिखा रहे थे।

७. अध्यापन व वर्ग नियंत्रण : छात्र दृष्टानपूर्वक और
Teaching and Class Control अनुशासन का पालने
करते हुए अभ्यास कर रहे थे।

८. अध्यापन पद्धती :
Method of Teaching अध्यापन पद्धती पाठ के लिए
उपयुक्त थी।

९. फलक लेखन :
Black-Board Work स्वच्छ और स्पष्ट था।

१०. पुनरावलोकन : पुनरावलोकन पद्धती का छात्रों ने
Recapitulation उचित उत्तर दिया।

AMAR SEWA MANDAL'S, NAGPUR

LATE GOVINDRAO WANJARI COLLEGE OF EDUCATION

Bulibori, Dist. : Nagpur

Year 20__ - 20__

LESSON OBSERVATION BOOK

पाठ निरीक्षण वही

Name :

मेधा चौधरी

नाव :

Subject : 1)

भौतिक विज्ञान

विषय :

२)

Number : ४

Date : २४/२/२२

क्रमांक :

दिनांक :

Teacher : जी. बी. चापरे

School : स्व. भा. क. शाहीब

अध्यापक :

शाळा : सुर्वे विद्यालय

Subject : भौतिक विज्ञान

Class :

विषय :

वर्ग : ९ वा

Sub-Unit : प्लेनडुलम

विषयांश :

Lesson Observation

१. पाठाची तयारी : पाठ को तयारी बेहतर और

Preparation of the Lesson : अनुभवो थी।

२. प्रस्तावना : प्रस्तावना पूर्व ज्ञान पर आधारित थी।

Introduction : प्रश्न कक्षा के अनुसार थी।

३. हेतुकथन : पाठ का उद्देश्य छात्री को ज्ञान

Statement of Aim : प्रदान करना था।

४. प्रतिपादन : प्रतिपादन उपरीणी और अनुभवो था।

Presentation :

५. शैक्षणिक साधनांचा वापर :

Audio Visual Aids : मॉडल द्वारा समझाया गया।

६ छात्र-सहभाग छात्र दृशानपूर्वक पाठ की समझने
Pupil Participation में सहभागी थे।

७. अध्यापन व वर्ग नियंत्रण : छात्र अनुशासन अनुशासन में
Teaching and Class Control थे और दृशान से
अभ्यास कर रहे थे।

८. अध्यापन पद्धति :
Method of Teaching अध्यापन पद्धति पाठ के लिए
उपयुक्त थी।

९. फलक लेखन :
Black-Board Work स्वच्छ और स्पष्ट था।

१०. पुनरावलोकन : प्रश्नों की समझ के अंतर्गत
Recapitulation उत्तर दे रहे थे।

सही

AMAR SEWA MANDAL'S, NAGPUR

LATE GOVINDRAO WANJARI COLLEGE OF EDUCATION

Bulibori, Dist. : Nagpur

Year 20__ - 20__

LESSON OBSERVATION BOOK

पाठ निरीक्षण वही

Name :

मेधा चौधरी

नांव :

Subject : 1)

भाषातक विकास

विषय : २)

Number १

Date: 20/2/22

क्रमांक

दिनांक

Teacher: ए.वी. चावरे

School: स्व. भा. क. मा. वि. शिवा

अध्यापक

शाळा: सुर्वे विद्यालय

Subject: भौतिक विज्ञान

Class:

विषय

वर्ग: ६ वा

Sub-Unit: ध्वनि

विषयांश

Lesson Observation

१. पाठाची तयारी : पाठ को तयारी अनुभवी

Preparation of the Lesson और बेहतर थी।

२. प्रस्तावना : नए ज्ञान पर आधारित थी।

Introduction पुराने कक्षा के अनुसार थी।

३. हेतुकथन : पाठ का उद्देश्य छात्रों को ज्ञान

Statement of Aim प्रदान करने था।

४. प्रतिपादन : प्रतिपादन उपयोगी और अनुभवी

Presentation था।

५. शैक्षणिक साधनोंचा वापर :

Audio Visual Aids चार्ट द्वारा समझाया गया।

६. छात्र-सहभाग छात्र अभ्यास में सहभाग लेते हैं।

Pupil Participation

७. अध्यापन व वर्ग नियंत्रण : छात्र दृशानपूर्वक और

Teaching and Class Control

अनुशासन का पालन करते

हुए अभ्यास कर रहे हैं।

८. अध्यापन पद्धति :

Method of Teaching

अध्यापन पद्धति पाठ के लिए

उपयुक्त थी।

९. फलक लेखन :

Black-Board Work

स्वच्छ और स्पष्ट था।

१०. पुनरावलोकन :

Recapitulation

पुनरावलोकन पुश्तकी का छात्रों ने उचित

उत्तर दिया।

AMAR SEWA MANDAL'S, NAGPUR

LATE GOVINDRAO WANJARI COLLEGE OF EDUCATION

Bulibori, Dist. : Nagpur

Year 2022 – 2023

LESSON OBSERVATION BOOK

पाठ निरीक्षण वही

Name : Pranali R. Atkari

नांव :

Subject : 1) Biology (Science)

विषय : २)

Number : 4

Date : 8/12/22

क्रमांक :

दिनांक :

Teacher : M.V. Jalurharkar

School : Late. Bhausaheb Surve

अध्यापक :

शाळा : high school

Subject : Science (Biology)

Class : 10th

विषय :

वर्ग :

Sub-Unit : Cell biology and

विषयांश : biotechnology

Lesson Observation

१. पाठाची तयारी :

Preparation of the Lesson teacher were asked some questions related to the topic.

२. प्रस्तावना :

Introduction Introduction was started with questions and it gave clear.

३. हेतुकथन :

Statement of Aim The statement was ~~delivered~~ delivered in a simple way and very clearly.

४. प्रतिपादन :

Presentation student teacher interaction was good. Explanation was very good.

५. शैक्षणिक साधनांचा वापर :

Audio Visual Aids Blackboard were used for the heading.

६. छात्र-सहभाग :

Pupil Participation Students were listening carefully
..... and trying to interact.

७. अध्यापन व वर्ग नियंत्रण :

Teaching and Class Control Teaching aids was used
..... for better improvement.

८. अध्यापन पद्धति :

Method of Teaching Discussion method was used
..... which was very effective.

९. फलक लेखन :

Black-Board Work Assignment was given based on the topic.
..... Blackboard work was not good.

१०. पुनरावलोकन :

Recapitulation Teacher revised the topic by asking
..... questions.



सही

AMAR SEWA MANDAL'S, NAGPUR

LATE GOVINDRAO WANJARI COLLEGE OF EDUCATION

Butibori, Dist. : Nagpur

Year 2022 - 2023

LESSON OBSERVATION BOOK

पाठ निरीक्षण वही

Name : Pranali R. Atkari

नाव :

Subject : 1) Biology (Science)

विषय : २)

Number : 5

Date : 06/12/22

क्रमांक :

दिनांक :

Teacher : M.V. Jalurharkar

School : Late Bhausahab

अध्यापक :

शाळा : Surve High School

Subject : Science (Biology)

Class : 8th

विषय :

वर्ग :

Sub-Unit : Disaster management

विषयांश :

Lesson Observation

१. पाठाची तयारी :

Preparation of the Lesson : Teacher asked some questions to students related to the topic.

२. प्रस्तावना :

Introduction : Introduction was started with some day to day life examples.

३. हेतुकथन :

Statement of Aim : Statement of aim was delivered very loudly.

४. प्रतिपादन :

Presentation : Explanation of the topic was loud and clear.

५. शैक्षणिक साधनांचा वापर :

Audio Visual Aids : Blackboard were used for writing a handwritten notes.

६. छात्र-सहभाग :

Pupil Participation Students participation was effective.

..... Students were asking some problems to teacher.

७. अध्यापन व वर्ग नियंत्रण :

Teaching and Class Control Class control were moderate.

..... Teacher were used some handwritten notes.

८. अध्यापन पद्धति :

Method of Teaching Key points were used for the better

..... understanding.

९. फलक लेखन :

Black-Board Work Diagram was drawn very clearly and

..... attractive. Home assignment were provided related to the
topic.

१०. पुनरावलोकन :

Recapitulation The topic was summarised once again at the

..... end and questions were asked for students. Students
were able to answer.



सही

AMAR SEWA MANDAL'S, NAGPUR

LATE GOVINDRAO WANJARI COLLEGE OF EDUCATION

Bulibori, Dist. : Nagpur

Year 2022 – 2023

LESSON OBSERVATION BOOK

पाठ निरीक्षण वही

Name : Pranali R. Atkari

नांव :

Subject : 1) Chemistry (Science)

विषय : २)

Number : 2

Date : 10/12/22

तज्ञांक :

दिनांक :

Teacher : M.V. Jalurharkar

School : Late. Bibausabeb. Surve

अभ्यापक :

शाळा : high school

Subject : Chemistry

Class : 8th

विषय :

वर्ग :

Sub-Unit : Man-made Materials.

विषयांश :

Lesson Observation

१. पाठाची तयारी :

Preparation of the Lesson Previous knowledge of the students was analyzed by the teacher.

२. प्रस्तावना :

Introduction Introduction was started with simple way and clear.

३. हेतुकथन :

Statement of Aim Statement of aim was not delivered properly.

४. प्रतिपादन :

Presentation Well presented and explanation was good. Presented the lesson by asking questions.

५. शैक्षणिक साधनांचा वापर :

Audio Visual Aids Blackboard were used.

६. छात्र-सहभाग :

Pupil Participation Students were maintaining the class
..... in the presence of teacher.

७. अध्यापन व वर्ग नियंत्रण :

Teaching and Class Control Teaching method was good which
..... can easily understood to the students.

८. अध्यापन पद्धति :

Method of Teaching Teaching was effective. Current
..... examples was given to students.

९. फलक लेखन :

Black-Board Work Homework assignment was given by
..... the teacher to the students.

१०. पुनरावलोकन :

Recapitulation Teacher revised the important points
..... by asking questions.


सही

AMAR SEWA MANDAL'S, NAGPUR

LATE GOVINDRAO WANJARI COLLEGE OF EDUCATION

Bulibori, Dist. : Nagpur

Year 2022 - 2023

LESSON OBSERVATION BOOK

पाठ निरीक्षण वही

Name : Pranali R. Atkari

नांव :

Subject : 1) Chemistry (science)

विषय : २)

Number : 3

Date : 12/12/22

क्रमांक :

दिनांक :

Teacher : M.v. Jalushakar

School : Late. Bhausaheb surve

अभ्यापक :

शाळा : high school

Subject : chemistry

Class : 9th

विषय :

वर्ग :

Sub-Unit : Acids, Bases and

विषयांश : Salts

Lesson Observation

१. पाठाची तयारी :

Preparation of the Lesson : Teacher asked some common examples related to the topic.

२. प्रस्तावना :

Introduction : Introduction was given by recalling the previous knowledge.

३. हेतुकथन :

Statement of Aim : Statement of aim was not written on blackboard.

४. प्रतिपादन :

Presentation : Explanation was given using some important keypoints.

५. शैक्षणिक साधनांचा वापर :

Audio Visual Aids : Teaching aids was used properly.

६. छात्र-सहभाग :

Pupil Participation Students was quiet interesting.
Students were interacting with teacher related to the topic.

७. अध्यापन व वर्ग नियंत्रण :

Teaching and Class Control class control was good.
Teaching aids was used for explanation.

८. अध्यापन पद्धती :

Method of Teaching Notes were used for the better
understanding.

९. फलक लेखन :

Black-Board Work Explanation notes was written on blackboard
clearly.
Assignments was given to collect pictures related to the topic.

१०. पुनरावलोकन :

Recapitulation Recapitulations was done after the
explanation with interesting questions.


सही

AMAR SEWA MANDAL'S, NAGPUR

LATE GOVINDRAO WANJARI COLLEGE OF EDUCATION

Bulibori, Dist. : Nagpur

Year 2022 - 2023

LESSON OBSERVATION BOOK

पाठ निरीक्षण वही

Name : Pranali R. Atkari

नांव :

Subject : 1) Biology (Science)

विषय : २) Chemistry

Number 4

Date: 08/12/22

तज्ञांक

दिनांक

Teacher: J. B. Charpe

School: Late. Bhausaheb. Surve

अध्यापक

शाळा: High School

Subject: Chemistry

Class: 6th

विषय

वर्ग

Sub-Unit: Substances in daily

विषयांश: Use

Lesson Observation

१. पाठाची तयारी

Preparation of the Lesson Teacher asked questions to the student about the unit.

२. प्रस्तावना

Introduction The topic was announced by teacher on right time.

३. हेतुकथन

Statement of Aim statement of aim was delivered after the previous knowledge testing.

४. प्रतिपादन

Presentation Key points were used to explain the topic. Presentation was ineffective and boring.

५. शैक्षणिक साधनांचा वापर

Audio Visual Aids Chalk board work was good.

६. छात्र-सहभाग

Pupil Participation students were talking with each other.

७. अध्यापन व वर्ग नियंत्रण :

Teaching and Class Control class control was not good.

..... Teaching aids was used for explanation.

८. अध्यापन पद्धति :

Method of Teaching Teacher used specific teaching

..... aids to represent the topic.

९. फलक लेखन :

Black-Board Work Blackboard work was not good.

..... Homework was assigned to the students.

१०. पुनरावलोकन :

Recapitulation students were able to answer all

..... the questions asked by teacher.



सही

AMAR SEWA MANDAL'S, NAGPUR

LATE GOVINDRAO WANJARI COLLEGE OF EDUCATION

Bulibori, Dist. : Nagpur

Year 2022 – 2023

LESSON OBSERVATION BOOK

पाठ निरीक्षण वही

Name : Pranali R. Atkari

नांव :

Subject : 1) Chemistry (Science)

विषय : 2)

Number 1

Date 09/12/22

तमाक

दिनांक

Teacher: M.V. Jalurhakar

School: Late: Bhausahab surve

अभ्यापक

शाळा: high school

Subject: Chemistry

Class: 10th

विषय

वर्ग

Sub-Unit: Carbon compounds

विषयांश

Lesson Observation

१. पाठाची तयारी :

Preparation of the Lesson Teacher asked questions to the students about the related topics.

२. प्रस्तावना :

Introduction Introduction was started with some live examples. It was very clear.

३. हेतुकथन :

Statement of Aim Statement of aim was delivered on right time.

४. प्रतिपादन :

Presentation Presentation of the lesson was not good but gave good examples regarding the topic.

५. शैक्षणिक साधनांचा वापर :

Audio Visual Aids Blackboard were used.

६. छात्र-सहभाग :

Pupil Participation Teacher ^{was} asking ~~set~~ questions so
..... that students will be attentive during the lecture.

७. अध्यापन व वर्ग नियंत्रण :

Teaching and Class Control class control was good.
..... Teaching was ineffective and boring.

८. अध्यापन पद्धती :

Method of Teaching Key points were used for explaining
..... the definition of the topic.

९. फलक लेखन :

Black-Board Work Writing on blackboard was clear.
..... Homework was not assigned to the students.

१०. पुनरावलोकन :

Recapitulation Teacher revised the examples of
..... the topic and sequence of the points.


सही

AMAR SEWA MANDAL'S, NAGPUR

LATE GOVINDRAO WANJARI COLLEGE OF EDUCATION

Butibori, Dist. : Nagpur

Year 2022 - 2023

LESSON OBSERVATION BOOK

पाठ निरीक्षण वही

Name : Pranali R. Atkari

नाम :

Subject : 1) Biology (science)

विषय : २) chemistry

Number : 5

Date : 07/12/22

क्रमांक :

दिनांक :

Teacher : J. B. Charpe

School : Late. Bhausahab Surve

अध्यापक :

शाळा : High School.

Subject : Chemistry

Class : 7th

विषय :

वर्ग :

Sub-Unit : Materials We use

विषयांश :

Lesson Observation

१. पाठाची तयारी :

Preparation of the Lesson : Previous knowledge of the students were tested by teacher.

२. प्रस्तावना :

Introduction : Introduction was started after the previous knowledge test. It was very effective.

३. हेतुकथन :

Statement of Aim : Statement of aim was announced after the introductory part.

४. प्रतिपादन :

Presentation : Low pitch but gave good examples regarding the topic. Topic was well explained with bilingual use of communication.

५. शैक्षणिक साधनांचा वापर :

Audio Visual Aids : Blackboard were used.

६. छात्र-सहभाग :

Pupil Participation students were not attentive and
making noise.

७. अध्यापन व वर्ग नियंत्रण :

Teaching and Class Control Discipline of classroom was
disturbed. Teaching aids were used.

८. अध्यापन पद्धति :

Method of Teaching communicated effectively in both
oral and written format. Effective teaching method.

९. फलक लेखन :

Black-Board Work less use of blackboard. Blackboard
writing was not good.

१०. पुनरावलोकन :

Recapitulation Teacher asked questions to the students
and summarised the examples and important common
name of the topic.

सही

AMAR SEWA MANDAL NAGPUR
LATE GOVINDRAO WANJARI
COLLEGE OF EDUCATION



BUTIBORI, NAGPUR
SESSION :- 2022-2023
B.ED (SEM - III)
EPC - II
INTERNSHIP AND SCHOOL REPORT

SUBMITTED BY
Ku. PRANALI R. ATKARI



मराठा विद्या प्रसारक समाज (रजि. नं. : ई-344 (एन)) द्वारा संचालित

स्व. भाऊसाहेब सुर्वे विद्यालय

सिनियर भोसला पॅलेस, रघुजी नगर, नागपूर-24

U. DISE CODE : 27091510306

जावक क्रमांक :

दिनांक : २०-२२-२०२२

प्रमाणपत्र


प्रमाणित करण्यात येते कि, स्व. गोविंदराव वंजारी शिक्षण महाविद्यालय, बुटीबोरी, जिल्हा नागपूर या शिक्षण महाविद्यालयाच्या खालील यादीतील विद्यार्थिनींनी दिनांक १ डिसेंबर ते १५ डिसेंबर २०२२ या कालावधीत आमच्या शाळेत आंतरवासिता कालावधी पूर्ण केलेला असून त्यांनी या कालावधीत इतर अनुषंगिक कार्य पूर्ण केलेले आहे.

विद्यार्थिनींची नावे :-

1. आचल सिंह
2. जागृती चावला
3. मोक्षदा पोहनकर
4. सोनम मिश्रा
5. शिवानी बाभरे
6. मोनिका रामटेके
7. नर्मीन अंसारी
8. निलेश्वरी मालघाटे
9. प्रणाली अतकरी
10. संगीता जोशी
11. सीमा महाते
12. श्रद्धा परदेसी
13. वसुंधरा साखरवाडे
14. रोशनी पोहोकर

HEAD MASTER
Late Bhausaheb Surve
High School, NAGPUR

सबब त्यांना हे प्रमाणपत्र देण्यात येत आहे.


HEAD MASTER
Late Bhausaheb Surve
High School, NAGPUR

Name of Practical

INTRODUCTION



विद्यालय बाहेरील दृश्य

विद्यार्थ्यांचे वर्ग



Name of Practical

The name of school was "Late. Bhausaheb Surve high school and Junior College". In that school area there was a primary school name "Sakkardara Primary School". The school was situated at chhota tajbagh, Raghujī Nagar, Nagpur. The school was established in 1954. The school was affiliated to Maharashtra Board of secondary Education.

The school was semi-english. All the subjects were taught by teachers. In that school, 5th, 6th, 7th class are the middle school and 8th, 9th, 10th class are the high school.

The school was opened at 10:30 AM. Then all the students came inside the school. In the ground students were collected for an assembly. Assembly was taken in the play ground. All the students were stand in the rows. All the class had their different rows. In front of rows three girls were standing for the detecting Constitution of India. National anthem was sung by students. then constitution of India sung. After that particular class of one students teaches ~~suviचार~~, one student told news. After the ~~assembly~~, all the students were went on the class in the rows. students went in the class and sitting on their own seats.

The school was one floored. The upper floor has three classes. Ground floor has two classes, one office, one library, one laboratory. Upper floor has one computer lab. Assembly was started at 10:50 AM. At 11:05 AM teachers went to the class. one stay room was there. After entering in the class teacher tooks a attendance of students. In that school, there were students of different castes are present. The school was good.

Teacher's Signature.....



10



11

Name of Practical

Office :-

There was three sections in the office. First section for the principal office. Infront of principal office there was a clerk section. Beside there third section for the non-teaching staff. The second section for the accounting section. Teaching staff and non-teaching staff was very kind and polite. All the staff were encourages for all the activities. Staff help us for the all the activities and some in problematic conditions.

There was a staffroom for teaching staff. Nature of all the teachers was very good. All the teaching staff help us in any situations. There was a teaching staff available in that school. In that staffroom, three almirah, three tables and some chairs are present. one blackboard was present in that staffroom. Inside the staffroom, library also present. There was one door and two windows in that staff room. Band and singing instrument was there. Box of chalk, duster and attendance register was there on the table. There was a drawer given to kept some books.

Library :-

Collection of books, magazines, newspapers are called as library. Library was used by teachers and students. All the days, library was opened for the students. Library consists of 700 books. Various types of books were present. Periodic tables, hindi, english, marathi language books were present. Students issuing the books from the library. Library helps for the preparation and gaining of

Teacher's Signature.....



Name of Practical

of more knowledge.

Science Laboratory :-

There was a science laboratory in the ground floor. Many instruments were there in that laboratory. Students were doing experiments in the laboratory. There were different types of chemicals in that laboratory. Laboratories were opening according to their periods or classes. The laboratory was well managed and clean. Chemicals were arranged in systematic manner. Instruments were arranged in systematic way. There were blocks in that laboratory. Separate blocks and racks for chemicals. Instruments were arranged on the platforms. There was one door, two windows. After the use, laboratory was closed by lab technician.

Computer Laboratory :-

On the first floor, there was a computer lab. Computer laboratory consists of monitors, CPU, mouses, keyboards, boards. Laboratory was big and well equipped. In that laboratory, maximum ten computers were present. Computers were arranged on the tables in the systematic way. The laboratory was opened according to their classes. Students were doing different - different activities on the computers. Computer laboratory were closed after the use. After the computer laboratory were closed, students lined up in their classrooms.



11

The photograph captures a moment of community service or a school activity. Several individuals, including children and adults, are engaged in serving food from large metal pots. The scene is set outdoors, with a prominent red pillar and a tree in the background. The overall atmosphere is one of organized activity and social interaction.

Name of Practical

Mid-day Meal :-

In that school, there are three recess. There was a short recess for 10 minutes. After fourth periods there was a long recess for 30 minutes. It was a lunch recess. Some students bring lunch box and some don't. So school provides them a mid-day meal. School were distributing plates to the students. Students were enjoying the mid-day meal. Different types of mid-day meals were served to the students. The mid-day meal at school came from a self-help group. Different day different types of mid-day meals were served to the students.

Masala bhat/rice was served on Saturday. Other day khichadi was served. After the meal, students washing their plates.

After the recess, there was next lecture for 30 minutes. There was a short recess for 10 minutes. Some days there were periods of physical education. On Saturday there were students performed physical exercise. After the assembly, physical exercise were done by students. The duration was one hour. In the recess, students were playing games like cricket. Students were played different games. There was no discipline among the students. After the school recess, the students went to their classes. After that it was two lectures.

After two lectures, there was a recess which was for school closing. Some students were went to home by auto. Some students from went from cycles.

Name of Practical

Teaching staff :-

Principal :- Shri. R. K. Mukulwar Sir

- 1) Smt. R. S. Chavan - English - V-VII
- 2) Smt. V. N. Rangari - So. Science - V-VII
- 3) Shri. R. S. Chande - Socio English - VII
- 4) Smt. J. B. Charpe - Science - V-VII
- 5) Smt. P. J. Kulmeti - English - VIII-X
- 6) Smt. M. Y. Mohite -
- 7) Shri. L. G. Itkankar - Maths - VIII-IX
- 8) Shri. R. A. Jadhao - Maths - VI-VII
- 9) Smt. M. V. Jalurhakar - Science - VIII-X

Non-teaching staff

- 1) Shri. P. S. Mohite - Jr. Clerk
- 2) Smt. P. M. Khorgade
- 3) Shri. N. P. Misal
- 4) Shri. R. Y. Shinde
- 5) Shri. S. R. Bawane



Y - IV - ...
 Y - IV - ...
 IV - IV - ...
 Y - IV - ...



...
 ...
 ...

Name of Practical

Class observation

There were 11 rooms in that school. There were 6 classes. one office, one staffroom, one computer laboratory, one science laboratory. There were one door and two windows in that class. There were 25 benches in each class. one table and one chair for teachers in each class. Attendance register was brought by the teacher to the classroom. There was six classes that was 5th, 6th, 7th, 8th, 9th, 10th. There were thirty five students in the 5th class. There were thirty two students in the 6th class. There was twenty five students in the 7th class. There were forty three students in the 8th class. There were forty one students in the 9th class. There were forty five students in the 10th class. Chavan mam teaches english to 5th - 7th std. Rangari mam teaches social science to 5th - 7th std. Chainde sir teaches english to 7th std. Charpe mam teaches science to 5th - 7th std. Kulmeti teaches english to 8th - 10th std. Itankar sir teaches maths to 8th - 9th std. Jadhao sir teaches maths to 7th - 8th std. Jalurhakar mam teaches science to 8th - 10th std. All the teachers were very beautiful in nature. All teaching staff were very cooperative, polite, understanding and helpful. All teachers was very good in teaching. students. All students was very talented and good. 5th, 6th, 7th, 8th was in the upper floor. 9th, 10th, office, staffroom was in the ground floor.

Teacher's Signature.....



e



Name of Practical

Cultural programs

Cultural programs means the programs for cultural education, cultural facilities, special projects and support. The programme Education through culture aims that cultural and education institutions to encourage the interest of the young generation to participate in cultural life, by ensuring the provision of appropriate and equal treatment in cultural, artistic life, while creating spaces and creative activities along leisure. The aim of culture is to impart distinguish to different societies in the world. The cultural activities enhance the confidence level for students, which allow students to perform better.

Teachers were arranged the annual function or program for the students. Program was arranged on date 02-04 december. The program was started with blessings of Saraswati mata puja. Chief guests were blows the candles and the program started. All the students were came in the colourful dresses. Their parents also presented in the school. Four dances were arranged by teacher. Students were sitting in the rows. In a sequence cultural activities like dances, singing, were taken place. Chief guests gave a speech. Anchoring was done by the teacher and sequence wise dance was done. Some dances were done in next day. Some gifts were distributed by the chief guest. On the last day, dinner was served to students. Students were enjoyed the annual functions very much.

Teacher's Signature

Cultural Activities

Cultural programs are an important part of the curriculum. They help students to understand their own culture and the culture of other people. These programs also help to develop the students' creativity and self-expression. Cultural activities are an integral part of the school curriculum and should be given due importance.



Name of Practical

There was no gender inequality in that school. All the students were studying together in class. All the activities were performed together in class. Students were helping each other. Students co-operated in the class when teacher teaches. In some period, the teachers used to send the students to play in the ground. Teacher taught Karyanubhava to the students. Some games also playing in the ground by teachers. Students were draws a very beautiful pictures. All the students were interested in the drawing.

Co-Curricular activities

Students were ^{playing} different types of games like cricket, catching a ball. Teachers were co-operating the students. Scout and guide also performed by a students. Some students were singing, some were playing. Teachers were arranging a different activities for the students. Different activities were arranged for the students for their physical and mental development. Sports was the source of mental development. Some students had made different models and kept them in the science laboratory.

Students were enjoying all the activities. They were happy for all the activities. Sports teacher were guided them. Instructions were followed by all the students. Yoga education also done by teacher. On the Saturday, Yoga, Zumba were done by students.

Teacher's Signature

Name of Practical

Day 1 - Monday

Our internship day was started from Monday. After assembly or prayer, students went to their classes. After that the class teachers went to their classrooms. Class teachers attended the students. One period was duration was 30 minutes. After first period, teachers gave us a classes. I am appointed to teach biology and Chemistry to the class 8th and 9th. Our mentor provides us timetable and syllabus. According to syllabus, first period was on the 8th class. I was entered in the class, then students said good morning to me. I was replying then I started to writing on blackboard. Lesson was announced to the students. Then I asked questions to the students. I asked general ~~questions~~ about the lesson which can be given by me. Students were answering properly. First I checked previous knowledge of the students about the lesson. Then lesson name was announced after that I was writing a lesson name on the blackboard. Then started a lesson with keypoints. Keypoints was written by me on the blackboard. Then students was appreciating me for teaching. One by one I had taken all the points. Then I drew the diagram on the blackboard. Students also drew that diagram in their books. I used the chart for the better understanding. All the students understood the topic. I asked questions to them and they answered them. I gave them homework.

Teacher's Signature.....

Subject: Science
Topic: Substituting in Compounds
1) Write uses of chlorine
2) Write chemical formula of carbon compounds



Name of Practical

Day 2 - Tuesday

Our next day was Tuesday. After assembly students went to their classes. After that the classteachers went to their classrooms. Classteachers attended the students. After first period that is of 30 minutes. Teacher gives us a classes. On that day, my period was on 9th class. After the first period, I was entered in the class all the students were standing and wishes me. I was replying then I started to writing on blackboard. First I wrote a subject name which was chemistry. Then I asked ~~questions~~ to the students about the lesson. I had ~~checked~~ the previous knowledge of the students by asking some general questions. Students answered it. Then I started with the introduction of the lesson. I wrote some points on blackboard sequencewise. Then one - one point was explained. After that I used teaching aids for better understanding. Students were listening me properly. Students were interacting with me.

Then the main important points were written to the blackboard. I wrote definitions, properties and uses on blackboard. They asked me the questions about the topic which students did not understand and I explained them. Students wrote all points in their books. After the ending I gave them homework. Then I asked questions to the students for recalling the points which can be taught by me. Students were answering. Homework was assigned by me.

Teacher's Signature.....

श्रीगणेशाय नमः

LESSON - Human Body and Organ System
Subject - Science
Date - _____



Name of Practical

Day 3 - Wednesday

Our third day was Wednesday. After prayer students went to their classes. After that the class teachers went to their classroom. Class teacher attended the students. After attendance, I am appointed to teach biology to the class 8th. I was entered in the class all the students were standing and wished me. I was replying then I started to writing on blackboard. First I wrote a subject name and lesson name. Then I asked current situation questions to the students. Students were answering. I gave them some examples related to the current lifestyle. Some examples students also said it. Then I started with the introduction of the lesson.

I wrote glossary words on the blackboard. Students were interacting with me. I gave them one activity related to the lesson. Students were listening me very carefully. Students did that activity. Then I let the students draw a diagram and they drew it in their books. Then I recall the taught points. After that I started the next topic. I wrote the next points on the blackboard. Then I explained the point with the meaning of each word. Students were interacting each other about the topic. I had recalled the important topic to the students. I gave homework to the students and students wrote homework in their books.

Teacher's Signature.....

Nov 8 - Wednesday

Our third day was Wednesday. After having

the first day of the class, I was appointed as a teacher. I was given a topic to teach and I had to prepare a lesson plan. I had to write a lesson plan for the first day. I had to write a lesson plan for the first day. I had to write a lesson plan for the first day.



the students were very active. I had to write a lesson plan for the first day. I had to write a lesson plan for the first day. I had to write a lesson plan for the first day.

students were very active. I had to write a lesson plan for the first day. I had to write a lesson plan for the first day. I had to write a lesson plan for the first day.

the blackboard. I had to write a lesson plan for the first day. I had to write a lesson plan for the first day. I had to write a lesson plan for the first day.

Name of Practical

Day 4 - Thursday

Fourth day was Thursday. After prayer students went to their classes. After that some of our teachers went to the classroom. That day I had two lectures. One lecture was on 8th std. and one lecture on 7th std. on 8th std. there was a lecture on chemistry. on 7th std. there was lecture on biology. After the long recess, I went to the class 7th. Then all the students were standing and wished me. Students were shouting loudly. I scolded the students and explained to them that when the teacher comes to the class, they have to be very quiet. After that I wrote the lesson name on the blackboard. Students had read that name. Then I gave real life examples to them.

After that I started the lesson with previous knowledge testing. I asked questions about the topic. Then I explained the topic pointwise. At the end I gave them homework to the students. Then my next lecture was on 8th std. I wrote the subject name and topic. Students had taken^{out} their textbooks. Textbooks were opened by them. I wrote the content pointwise. Students observing me at the time of teaching. I stood up to ask a question to a student. Student answering with the proper definition. After the end, I gave them a assignment.

Teacher's Signature.....

Name of Practical

Day 5 - Friday

Fifth day of our internship was Friday. After assembly, students went to their classes. After that I was entered in the class, then students were standing and wishes me. I was replying then I started to writing on blackboard. First I wrote the subject. Then I wrote the name of lesson on the blackboard. Students read that name. After that I told them meaning of lesson. I asked some questions to the students. Some questions was problematic for the students. Some questions were answered properly. Then I started the lesson. First point I wrote. Later I explained that point. The lecture was on 6th std. Students were very interested in learning. I explained the topic was substances in daily use. Students knew the definition of substances. Students gave the examples of substances which can be used in day-to-day life. I had given them an activity. The activity was that they had to separate what the substance was. Students did that activity. I checked the activity of each students then I started next point. Then recall that point. Students also did that point recall with me. At last, I gave them a homework. It was to collect and bring items from their daily use and separate them category wise.

Teacher's Signature.....

Name of Practical

Day 6 - Saturday

Sixth day was Saturday. After assembly, 1 hour physical education lessons were given to the students. The students were spread all over the ground. Students were doing a PT. It is a type of physical exercise of a body. Their teacher was guiding them for PT. Step by students were doing PT. All the teachers were participated in that curricular activities. Students were enjoyed very happily. After that the students performed zumba and the teacher play a songs. All the teachers were doing that exercise with the help of that songs. Teacher were announced the changing of steps by blowing a whistle. Teachers played fugdi with the girls. All the students were doing different steps. Students had doing viscerjan of PT by clapping.

After that, all the students were went to their classes. My first lecture was on 5th class. I was entered in the class, then students were standing and wishes me. I was replying. Then I talked to him about the physical exercise. All students were sharing their opinions. Some students were very fond of doing PT, some were not. Some students were enjoying the more. After that I was started by lesson. I wrote my topic name on the blackboard then I had the students read lesson name on the blackboard.


Teacher's Signature.....



Name of Practical

Then I introduced the lesson to the students. I had started with keypoints. Keypoints were written on blackboard. Points were written on the blackboard. All the students were listening to me. After that I had asked the questions to the students. I had checked the knowledge by asking them questions. After that I used teaching aids for better understanding. Students were interacting with me. Homework was assigned by me. After that students went down into the ground rowwise. All the students were collected in the ground. All the students of each class were sitting in rows. We all took a program. The program was such that two guests came from outside. After that chief guests guided the students. The students and the chief guest said pasaidan. After pasaidan he told the story of Dutt guru to the students. They used to say it first and then the students were saying it. The chief guest also recited a poem to the students. After that all the students were standing and went to their own classes. Parents and teaching meeting was conducted by principal sir of that school. Parents of some students came, parents of some students did not come. The class teacher informed the parents of the students about their progress. Parents and teacher interacting with each other. Parents asked about their children's problems.

Teacher's Signature.....



Name of Practical

Day 7 - Monday

The last day of our internship was Monday. After the assembly, students were went to their classes. On that day, my period was on the 9th class. I was entered in the class all the students were standing and wishes me. I was replying. First I wrote a subject name which was Chemistry. Then I told them a lesson name and wrote on a blackboard. I asked questions to the students about the lesson. I had checked the previous knowledge of the students by ~~asking~~ some general questions. Students answered it. Then I started with the introduction of the lesson. I wrote some points on blackboard sequencewise. Then step by step one point was explained. After that I used some examples about that topic for better understanding. Students were cooperating me.

The important points and questions were written on the blackboard. I wrote chemical formulas of that chemicals. Students were wrote all the points in their books. ~~After~~ first was completed I asked questions to the students and recalled all the formulas. Then I gave homework to the student. Students were writting all the questions in their books. Some of our colleagues were taken a lecture. Some were not. At the end of our internship day, all of our friends arranged a small program

Teacher's Signature.....



with a group of

with a group of
 school children
 in blue and white uniforms

es

एवमकार्मिकं पुण्यं कुरुते नृणां कर्मणां शिवम्
 सवित्रमौमला पेटेल न्यूजीलैण्ड नागपुर-४४

Handwritten notes in Hindi, partially obscured by the image above. The text is mostly illegible due to blurring and overlap.



tu

एवमकार्मिकं पुण्यं कुरुते नृणां कर्मणां शिवम्
 सवित्रमौमला पेटेल न्यूजीलैण्ड नागपुर-४४



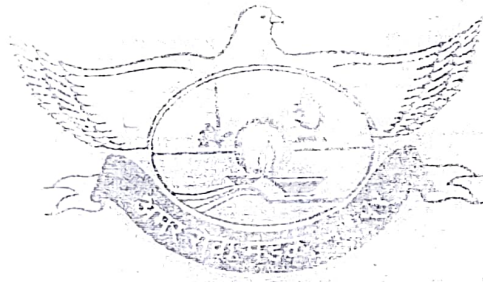
Handwritten notes in Hindi, partially obscured by the image above. The text is mostly illegible due to blurring and overlap.

Name of Practical

for school teachers and students. Some of our friends arranged that program. Students of all classes were collected in the ground. They were made to sit in one - one rows and told to be quiet. All the program was arranged by our friends. All the teachers of that school sitting on the chair. Few of our friend doing a anchoring. Then principal of that school gives a speech. Our friend teaches them a inspirational speech. The aim of that speech was may you be a good student in a future. Be a highly educated student. She told them a story about Dr. A. P. G. Abdul Kalam. How they struggle in their lives. Students were listening to her with interest. All our friends thanked all the teachers and principal of that school. The teachers were also thanked all of us students that you managed our school very well. We all friends gave our best wishes to the 10th students for their final exams.

All our friends gifted a big white board and first aid box to that school. All students were also gifted pencil, pen, eraser, scale and sharpener. Our friends thanked all the teachers by giving them roses. Our friends gave breakfast to all the teachers. This program would be of one hour. All the days were enjoying very much.

GOVERNMENT JYOTIBHAI COLLEGE OF EDUCATION
WALAJAPUR



BUTIBORI, DIST. - NAGPUR
Year 2019 - 2020

LESSON OBSERVATION BOOK

पाठ निरीक्षण वही

Name Pooja Pund
नाम

Number Group Number
क्रमांक ग्रुप क्रमांक

Subject
विषय

1) Physics
2) Chemistry

अनुक्रमणिका

(२)

Date	School	Class	Subject	विषय Topic	प्राध्यापकंची सही
14-8-19	Ujwal Madhyamic & High School	VIII th	physics	Newton's law of motion	
22-8-19	Ujwal Madhyamic & High school	IX th	physics	Moving object	
9-9-19	Ujwal madhyamic & High school	X th	physics	force	
20-9-19	Ujwal madhyamic & High school	IX th	physics	Reflection of Light	
25-9-19	Ujwal madhyamic and High school	IX th	physics	units & measurement	
10-10-19	Ujwal madhyamic & high school	XI th	physics	Refraction of Light	
9-10-19	Ujwal madhyamic & high school	VI th	physics	Light	
4-10-19	Ujwal madhyamic & high school	V	physics	Energy	
6-10-19	Ujwal madhyamic & high school	IV th	physics	Living & Non-living	
13-11-19	Ujwal madhyamic & high school	VII th	physics	work	

Number : ①

Date : 14-8-19

क्रमांक :

दिनांक :

Student Teacher : Prajakta Pund.

School : Ujjwal Madhyamic &

छात्राध्यापक :

शाळा : High school

Subject : Physics

Class : VIIIth

विषय :

वर्ग :

Sub-Unit : Newton's Law of motion

विषयांश :

Lesson Observation

१. पाठाची तयारी :

Preparation of the Lesson Lesson are prepared well manner.

२. प्रस्तावना :

Introduction Introduction start with Basic knowledge of the Lesson.

३. हेतुकथन :

Statement of Aim lesson name and formulæ mentioned properly.

४. प्रतिपादन :

Presentation Lesson is explain in proper Manner.

५. शैक्षणिक साधनांचा वापर :

Audio Visual Aids chart, video, Audios are we

६. छात्र-सहभाग :

Pupil Participation Students are actively participated
in learning the topic.

७. अध्यापन व वर्ग नियंत्रण :

Teaching and Class Control Teacher control the students
in classroom.

८. अध्यापन पद्धति :

Method of Teaching Questioning, Explanation method.

९. फलक लेखन :

Black-Board Work Black-Board is used according
to sub-topic and diagrams.

१०. पुनरावलोकन :

Recapitulation Teacher ask the examples of
the topic "Newton's Law of gravitation"

११. विधायक सूचना :

Constructive Suggestions Teacher should increase the
voice and change the Hand writing.

१२. मूल्यांकन :

Evaluation

			✓		
--	--	--	---	--	--

निकृष्ट

वरा

साधारण

चांगला

उत्तम

अत्युत्तम

Number : 2

Date : 22-8-19

क्रमांक :

दिनांक :

Student Teacher : Shweta Tiwari

School : Ujjwal Madhyamic & High School

छात्राध्यापक :

शाळा :

Subject : Physics

Class : IXth

विषय :

वर्ग :

Sub-Unit : Moving object

विषयांश :

Lesson Observation

१. पाठाची तयारी :

Preparation of the Lesson Lesson are prepared well manner.

२. प्रस्तावना :

Introduction Introduction start with Basic knowledge of Lesson.

३. हेतुकथन :

Statement of Aim Lesson name and formulas mentioned properly.

४. प्रतिपादन :

Presentation Lesson is explained in proper manner.

५. शैक्षणिक साधनांचा वापर :

Audio Visual Aids chart, vedio, Audios are use.

६. छात्र-सहभाग :

Pupil Participation Students are actively participated
in learning the topic.

७. अध्यापन व वर्ग नियंत्रण :

Teaching and Class Control Teacher control the students
in classroom.

८. अध्यापन पद्धति :

Method of Teaching Questioning, Explanation method

९. फलक लेखन : Black-Board is used according
to sub-topic and diagram.

Black-Board Work

१०. पुनरावलोकन : Teacher ask the examples of

Recapitulation the topic "Moving object"

११. विधायक सूचना :

Constructive Suggestions Teacher should increase the
voice and change the Hand writing.

१२. मूल्यांकन :

Evaluation

				✓	
--	--	--	--	---	--

निकृष्ट

वरा

साधारण

चांगला

उत्तम

अत्युत्तम

Number : ③

Date : 9-9-19

क्रमांक :

दिनांक :

Student Teacher : Neha dorle

School : Vijayal Madhyamik &

छात्राध्यापक :

High School

Subject : Physics

Class : 8th

विषय :

वर्ग :

Sub-Unit : Force

विषयांश :

Lesson Observation

१. पाठाची तयारी :

Preparation of the Lesson Lesson is executed properly.

२. प्रस्तावना :

Introduction Introduction start with Basic knowledge of forces.

३. हेतुकथन :

Statement of Aim Lesson name and sub-topic mentioned properly.

४. प्रतिपादन :

Presentation Lesson is explained in proper way.

५. शैक्षणिक साधनांचा वापर :

Audio Visual Aids chart and video presentation is used.

६. छात्र-सहभाग :

Pupil Participation Students are actively participated
in learning topic.

७. अध्यापन व वर्ग नियंत्रण :

Teaching and Class Control Teacher control the student
in classroom.

८. अध्यापन पद्धती :

Method of Teaching Questioning, Explanation method

९. फलक लेखन :

Black-Board Work Black-Board is used accurately
according to the diagram.

१०. पुनरावलोकन :

Recapitulation Teacher ask examples with the
real life experience to check knowledge.

११. विधायक सूचना :

Constructive Suggestions Teacher make the voice
more clear and loud.

१२. मूल्यांकन :

Evaluation

			✓		
--	--	--	---	--	--

निकृष्ट

वरा

साधारण

चांगला

उत्तम

अत्युत्तम

Number : (4)

Date : 20-9-19

क्रमांक :

दिनांक :

Student Teacher : Harshali Warokar

School : Ujjwal Madhyamik

छात्राध्यापक :

High School

Subject : physics

Class : IXth

विषय :

वर्ग :

Sub-Unit : Reflection of Light

विषयांश :

Lesson Observation

१. पाठाची तयारी :

Preparation of the Lesson Lesson is prepared well
manner.

२. प्रस्तावना :

Introduction Introduction is started with
questions and students give answer.

३. हेतुकथन :

Statement of Aim Lesson is Explain in proper
manner.

४. प्रतिपादन :

Presentation presentation of topic is explained
is very good Manner.

५. शैक्षणिक साधनांचा वापर :

Audio Visual Aids charts are used.

६. छात्र-सहभाग :

Pupil Participation Students discuss the topic
with teacher.

७. अध्यापन व वर्ग नियंत्रण :

Teaching and Class Control Teachers control the
classroom during teaching.

८. अध्यापन पद्धती :

Method of Teaching Explanation method is used.

९. फलक लेखन :

Black-Board Work Black-Board is divided into two
parts and content are written

१०. पुनरावलोकन :

Recapitulation Teachers ask some questions to
test the knowledge.

११. विधायक सूचना :

Constructive Suggestions Introduction of Lesson is
more attractive.

१२. मूल्यांकन :

Evaluation

				✓	
--	--	--	--	---	--

निकृष्ट

वरा

साधारण

चांगला

उत्तम

अत्युत्तम

Number : 5

Date : 25-9-19

क्रमांक :

दिनांक :

Student Teacher : Tejal yende

School : Ujjwal Madhyamic & High school

छात्राध्यापक :

शाळा :

Subject : physics

Class : XIth

विषय :

वर्ग :

Sub-Unit : Units and Measurement

विषयांश :

Lesson Observation

१. पाठाची तयारी :

Preparation of the Lesson lesson is well formulate.

२. प्रस्तावना : Introduction is started with

Introduction Questioning and students give satisfactory Answer.

३. हेतुकथन :

Statement of Aim Lesson Name mentioned properly.

४. प्रतिपादन :

Presentation lesson is explain in simple way.

५. शैक्षणिक साधनांचा वापर :

Audio Visual Aids chart is used.

६. छात्र-सहभाग :

Pupil Participation Students were actively involved when teacher is teaching.

७. अध्यापन व वर्ग नियंत्रण :

Teaching and Class Control The classroom is well control by Teacher.

८. अध्यापन पद्धती :

Method of Teaching Explanation method is used.

९. फलक लेखन :

Black-Board Work Black-Board is use for units of different quantities content.

१०. पुनरावलोकन :

Recapitulation Teacher ask units of different quantities to check the knowledge of student.

११. विधायक सूचना :

Constructive Suggestions Teacher should need to make active environment of classroom.

१२. मूल्यांकन :

Evaluation

				✓	
--	--	--	--	---	--

निकृष्ट

वरा

साधारण

चांगला

उत्तम

अत्युत्तम

Number : ②

Date : 1-10-19

क्रमांक :

दिनांक :

Student Teacher : Shahid Mirza

School : Vjwal Madhymic &

छात्राध्यापक :

High school.

Subject : Physics

Class : 12th

विषय :

वर्ग :

Sub-Unit : Refraction of Light

विषयांश :

Lesson Observation

१. पाठाची तयारी :

Preparation of the Lesson Lesson is executed properly.

२. प्रस्तावना :

Introduction Introduction is start with simple questions and examples.

३. हेतुकथन :

Statement of Aim Lesson name mention properly.

४. प्रतिपादन :

Presentation Lesson was explained with diagrams and example.

५. शैक्षणिक साधनांचा वापर :

Audio Visual Aids charts and vedio's are used.

६. छात्र-सहभाग :

Pupil Participation ... Students are actively involved when teacher is teaching.

७. अध्यापन व वर्ग नियंत्रण :

Teaching and Class Control ... The classroom is well control by Teacher.

८. अध्यापन पद्धती :

Method of Teaching ... Explanation and descriptive method.

९. फलक लेखन :

Black-Board Work ... Black Board used for diagrams and content.

१०. पुनरावलोकन :

Recapitulation ... Teacher ask some questions to check the knowledge of topic.

११. विधायक सूचना :

Constructive Suggestions ... Teacher should linked the previous knowledge with current.

१२. मूल्यांकन :

Evaluation

				✓	
--	--	--	--	---	--

निकृष्ट

वरा

साधारण

चांगला

उत्तम

अत्युत्तम

Number : 7

Date : 4-10-19

क्रमांक :

दिनांक :

Student Teacher : Shweta Hajare

School : Ujjwal Madhyamik

छात्राध्यापक :

शाळा : High School

Subject : physics

Class : 7th

विषय :

वर्ग :

Sub-Unit : Light

विषयांश :

Lesson Observation

१. पाठाची तयारी :

Preparation of the Lesson : Lesson is well prepared.

२. प्रस्तावना :

Introduction : Introduction is started with examples of light to check the previous knowledge

३. हेतुकथन :

Statement of Aim : Lesson is explained proper way and Name is mentioned.

४. प्रतिपादन :

Presentation : Lesson of light is explained very well.

५. शैक्षणिक साधनांचा वापर :

Audio Visual Aids : chart , Audio clip is used.

६. छात्र-सहभाग :

Pupil Participation Students are actively involved
when teacher is teaching.

७. अध्यापन व वर्ग नियंत्रण :

Teaching and Class Control The classroom is well
control by teacher.

८. अध्यापन पद्धति :

Method of Teaching Explanation and Questioning method

९. फलक लेखन :

Black-Board Work Black - Board is used according
to content.

१०. पुनरावलोकन :

Recapitulation Teacher ask some questions to
test knowledge gain by students.

११. विधायक सूचना :

Constructive Suggestions more explanation and more
example of topic needed.

१२. मूल्यांकन :

Evaluation

			✓		
--	--	--	---	--	--

निकृष्ट

वरा

साधारण

चांगला

उत्तम

अत्युत्तम

Number : 8

Date : 6-10-19

क्रमांक :

दिनांक :

Student Teacher : Hemlata

School : Vjwal Madhyamik

छात्राध्यापक :

High School

Subject : physics

Class : 7th

विषय :

वर्ग :

Sub-Unit : Energy

विषयांश :

Lesson Observation

१. पाठाची तयारी :

Preparation of the Lesson lesson is prepared properly.

२. प्रस्तावना :

Introduction Introduction start with examples and students give examples.

३. हेतुकथन :

Statement of Aim lesson name mentioned properly.

४. प्रतिपादन :

Presentation lesson is explained in proper way.

५. शैक्षणिक साधनांचा वापर :

Audio Visual Aids charts and tables are used.

६. छात्र-सहभाग :

Pupil Participation Students are actively involved
when teacher is teaching.

७. अध्यापन व वर्ग नियंत्रण :

Teaching and Class Control The classroom is not
well control by teacher.

८. अध्यापन पद्धती :

Method of Teaching Explanation and Questioning method.

९. फलक लेखन : Black-Board is used accurately
to content and formulas.

Black-Board Work

१०. पुनरावलोकन :

Recapitulation Teacher ask some questions to
test the knowledge of lesson.

११. विधायक सूचना :

Constructive Suggestions Teacher should need to
make healthy environment

१२. मूल्यांकन :

Evaluation

		✓			
--	--	---	--	--	--

निकृष्ट

वरा

साधारण

चांगला

उत्तम

अत्युत्तम

Number : 9

Date : 13-11-19

क्रमांक :

दिनांक :

Student Teacher : Nitin Doye

School : Ujjwal Madhyamik

छात्राध्यापक :

High school

Subject : physics

Class : VIth

विषय :

वर्ग :

Sub-Unit : Living and Non-Living

विषयांश : Things

Lesson Observation

१. पाठाची तयारी :

Preparation of the Lesson Lesson is well prepared.

२. प्रस्तावना :

Introduction Introduction is started with questioning, student gives answer very well.

३. हेतुकथन :

Statement of Aim Lesson name, mentioned properly. Diagrams are drawn properly.

४. प्रतिपादन :

Presentation Lesson is explain in proper manner.

५. शैक्षणिक साधनांचा वापर :

Audio Visual Aids charts, and Models is used, video of Living and non-living things are used.

६. छात्र-सहभाग :

Pupil Participation Students are actively involved
when teacher is teaching.

७. अध्यापन व वर्ग नियंत्रण :

Teaching and Class Control The classroom is control
well by teacher.

८. अध्यापन पद्धति :

Method of Teaching Explanation and descriptive method
is used.

९. फलक लेखन :

Black-Board Work Black-board is used according
to contents and diagram.

१०. पुनरावलोकन :

Recapitulation Teacher ask some questions to
test the knowledge gain by the pupil.

११. विधायक सूचना :

Constructive Suggestions voice of the teacher is
properly audible.

१२. मूल्यांकन :

Evaluation

			✓		
--	--	--	---	--	--

निकृष्ट

वरा

साधारण

चांगला

उत्तम

अत्युत्तम

Number : 10

Date : 26-11-19

क्रमांक :

दिनांक :

Student Teacher : Milind Daf

School : Ujjwal Madhyamic

छात्राध्यापक :

and high school.

Subject : physics

Class : VIIth

विषय :

वर्ग :

Sub-Unit : work

विषयांश :

Lesson Observation

१. पाठाची तयारी :

Preparation of the Lesson Lesson is prepared properly.

२. प्रस्तावना :

Introduction Introduction is started with simple question and students try to give answer.

३. हेतुकथन :

Statement of Aim Lesson Name mentioned properly.

४. प्रतिपादन :

Presentation Lesson is explained in proper way.

५. शैक्षणिक साधनांचा वापर :

Audio Visual Aids Model, chart are used.

६. छात्र-सहभाग :

Pupil Participation Students are actively involved
when teacher is teaching.

७. अध्यापन व वर्ग नियंत्रण :

Teaching and Class Control The classroom control by
teacher during teaching.

८. अध्यापन पद्धति :

Method of Teaching Explanation method is used.

९. फलक लेखन :

Black-Board Work Black-Board is used according
to content.

१०. पुनरावलोकन :

Recapitulation Teacher ask question to the
student knowledge after teaching the topic.

११. विधायक सूचना :

Constructive Suggestions More explanation is
Required in chart.

१२. मूल्यांकन :

Evaluation

			✓		
--	--	--	---	--	--

निकृष्ट

वरा

साधारण

चांगला

उत्तम

अत्युत्तम



BUTIBORI, DIST. - NAGPUR
Year 2019 - 2020

LESSON OBSERVATION BOOK
पाठ निरीक्षण बही

Name: Pooja S. Pund
नाम

Roll Number: _____
ग्रुप क्रमांक

Subject: Chemistry
विषय

1) _____
2) _____

अनुक्रमिका

Date	School	Class	Subject	विषय Topic	प्राप्तपापकजी सही
26-11 19	Ujjwal Madhyamic & high school	X th	chemistry	chemical Reaction	
29-11 19	Ujjwal madhyamic and hig school	IX th	chemistry	chemical equation	
25-11 19	Ujjwal madhyamic & High school	VIII th	chemistry	State of matter	
21-11 19	Ujjwal madhyamic & high school	VII th	chemistry	acid and Base	
28-11 19	Ujjwal madhyamic & high school	V th	Chemistry	Metals	
30-11 19	Ujjwal madhyamic & high school	VI th	chemistry	Non- metal	
01-12 19	Ujjwal madhyamic & high school	XII th	chemistry	composition of matter	
03-12 19	Ujjwal madhyamic & high school	XI th	chemistry	periodic classification	
5-12 19	Ujjwal madhyamic and high school	X th	chemistry	Carbon compound	
9-12 19	Ujjwal madhyamic and High School	VIII th	chemistry	Grouping Material	

Number : ①

Date : 26-11-19

क्रमांक :

दिनांक :

Student Teacher : Mrunali Laghore

School : Vjwal Madhyamic

छात्राध्यापक :

शाळा : High School

Subject : Chemistry

Class : Xth

विषय :

वर्ग :

Sub-Unit : Chemical Reaction

विषयांश :

Lesson Observation

१. पाठाची तयारी :

Preparation of the Lesson Lesson is prepared well
Manner.

२. प्रस्तावना :

Introduction Introduction is started with
questioning, students give answer.

३. हेतुकथन :

Statement of Aim Lesson Name, mentioned
properly.

४. प्रतिपादन :

Presentation Lesson is Explained in proper
manner.

५. शैक्षणिक साधनांचा वापर :

Audio Visual Aids charts are used.

६. छात्र-सहभाग :

Pupil Participation student discuss the examples
with teacher actively.

७. अध्यापन व वर्ग नियंत्रण :

Teaching and Class Control Teacher control the
classroom during teaching.

८. अध्यापन पद्धति :

Method of Teaching Explanation method is used.

९. फलक लेखन :

Black-Board Work Black-Board is used for
examples and sub-topic.

१०. पुनरावलोकन :

Recapitulation Teacher ask some questions to
check the knowledge of students.

११. विधायक सूचना :

Constructive Suggestions Diagram are more clear
and labelled.

१२. मूल्यांकन :

Evaluation

			✓		
--	--	--	---	--	--

निकृष्ट

वरा

साधारण

चांगला

उत्तम

अत्युत्तम

Number : ②

Date : 29-11-19

क्रमांक :

दिनांक :

Student Teacher : Devyani katole

School : vijwal madhyamik &

छात्राध्यापक :

शाळा : High school

Subject : Chemistry

Class : IXth

विषय :

वर्ग :

Sub-Unit : chemical equation

विषयांश :

Lesson Observation

१. पाठाची तयारी :

Preparation of the Lesson Lesson is prepared well
manner.

२. प्रस्तावना :

Introduction Introduction start with basic
knowledge of chemical equation.

३. हेतुकथन :

Statement of Aim Topic name is mentioned
properly.

४. प्रतिपादन :

Presentation lesson is explained proper
manner.

५. शैक्षणिक साधनांचा वापर :

Audio Visual Aids charts and diagrams are
used.

६. छात्र-सहभाग :

Pupil Participation Students are actively involved
when teacher is teaching.

७. अध्यापन व वर्ग नियंत्रण :

Teaching and Class Control The classroom is under
control by teacher.

८. अध्यापन पद्धति :

Method of Teaching Explanation and Questioning
method.

९. फलक लेखन :

Black-Board Work Black-Board is used according
to content.

१०. पुनरावलोकन :

Recapitulation Teacher ask some questiones to
student to check knowledge.

११. विधायक सूचना :

Constructive Suggestions Hand writting should be more
clear.

१२. मूल्यांकन :

Evaluation

			✓		
--	--	--	---	--	--

निकृष्ट

वरा

साधारण

चांगला

उत्तम

अत्युत्तम

Number : 9

Date : 25-11-19

क्रमांक :

दिनांक :

Student Teacher : Nikita Maske

School : Ujjwal Madhymic &

छात्राध्यापक :

शाळा : High School

Subject : Chemistry

Class : VIIIth

विषय :

वर्ग :

Sub-Unit : State of Matter

विषयांश :

Lesson Observation

१. पाठाची तयारी :

Preparation of the Lesson Lesson is prepared well -
Manner.

२. प्रस्तावना :

Introduction Introduction is started with
examples to clear the concepts of students

३. हेतुकथन :

Statement of Aim Lesson name and subtopics
mentioned properly.

४. प्रतिपादन :

Presentation Lesson is explained in proper
manner.

५. शैक्षणिक साधनांचा वापर :

Audio Visual Aids charts is used.

६. छात्र-सहभाग :

Pupil Participation students are actively involved when teacher is teaching.

७. अध्यापन व वर्ग नियंत्रण :

Teaching and Class Control The classroom is under control.

८. अध्यापन पद्धति :

Method of Teaching Explanation and descriptive method is use.

९. फलक लेखन :

Black-Board Work Black-Board is used according to contents and formulas.

१०. पुनरावलोकन :

Recapitulation Teacher take a small test overall to check the knowledge.

११. विधायक सूचना :

Constructive Suggestions Teacher should increase the voice during teaching.

१२. मूल्यांकन :

Evaluation

			✓		
--	--	--	---	--	--

निकृष्ट

वरा

साधारण

चांगला

उत्तम

अत्युत्तम

Number : 4

Date : 27-11-19

क्रमांक :

दिनांक :

Student Teacher : Sneha Kwejekar

School : Ujwal Madhymic &

छात्राध्यापक :

शाळा : High School

Subject : Chemistry

Class : VIIth

विषय :

वर्ग :

Sub-Unit : Acid and Bases

विषयांश :

Lesson Observation

१. पाठाची तयारी :

Preparation of the Lesson Lesson are executed properly.

२. प्रस्तावना :

Introduction Introduction is started with examples of acid and Bases.

३. हेतुकथन :

Statement of Aim Topic and subtopic are mentioned properly.

४. प्रतिपादन :

Presentation lesson is explained in proper manner.

५. शैक्षणिक साधनांचा वापर :

Audio Visual Aids Video and Models are use.

६. छात्र-सहभाग :

Pupil Participation ... students are actively participated
in learning during the teaching.

७. अध्यापन व वर्ग नियंत्रण :

Teaching and Class Control ... The teacher control the
classroom during teaching.

८. अध्यापन पद्धती :

Method of Teaching ... Explanation method is used.

९. फलक लेखन :

Black-Board Work ... Black-Board is use according
with the contents and diagrams.

१०. पुनरावलोकन :

Recapitulation ... Teacher ask some simple
question to test knowledge.

११. विधायक सूचना :

Constructive Suggestions ... Teacher should raise the
voice during teaching.

१२. मूल्यांकन :

Evaluation

				✓	
--	--	--	--	---	--

निकृष्ट

दरा

साधारण

चांगला

उत्तम

अत्युत्तम

Number : 5

Date : 28-11-19

क्रमांक :

दिनांक :

Student Teacher : Roshni wagh

School : Jijwal Madhyamic

छात्राध्यापक :

शाळा : and High School

Subject : Chemistry

Class : 7th

विषय :

वर्ग :

Sub-Unit : Metals

विषयांश :

Lesson Observation

१. पाठाची तयारी :

Preparation of the Lesson ~~at~~ Lesson is prepared properly.

२. प्रस्तावना :

Introduction Introduction is start with example and student give some example.

३. हेतुकथन :

Statement of Aim Lesson name and subtopics mentioned properly.

४. प्रतिपादन :

Presentation Lesson is explained in proper way.

५. शैक्षणिक साधनांचा वापर :

Audio Visual Aids video, charts are used.

६. छात्र-सहभाग :

Pupil Participation Student discuss the examples
of metals with teacher actively.

७. अध्यापन व वर्ग नियंत्रण :

Teaching and Class Control The classroom is under
control by teacher.

८. अध्यापन पद्धति :

Method of Teaching Explanation method is use.

९. फलक लेखन :

Black-Board Work Black-Board is used according
to diagram and contents.

१०. पुनरावलोकन :

Recapitulation Teacher ask some questions to test
the knowledge gain by teacher.

११. विधायक सूचना :

Constructive Suggestions Teacher make the healthy
environment with student.

१२. मूल्यांकन :

Evaluation

				✓	
--	--	--	--	---	--

निकृष्ट

बरा

साधारण

चांगला

उत्तम

अत्युत्तम

Number : 5

Date : 30-11-19

क्रमांक :

दिनांक :

Student Teacher : Neha Agre

School : Ujjwal Madhyamic

छात्राध्यापक :

शाळा : and High school

Subject : Non-metals

Class : VIIth

विषय : Chemistry

वर्ग :

Sub-Unit : Non-metals

विषयांश :

Lesson Observation

१. पाठाची तयारी :

Preparation of the Lesson Lesson is well prepared.

२. प्रस्तावना :

Introduction Introduction is start with simple questions and student give answer.

३. हेतुकथन :

Statement of Aim Lesson name is mentioned properly.

४. प्रतिपादन :

Presentation Lesson is explain properly.

५. शैक्षणिक साधनांचा वापर :

Audio Visual Aids charts are use.

६. छात्र-सहभाग :

Pupil Participation Student show active nature
towards the teacher during teaching.

७. अध्यापन व वर्ग नियंत्रण :

Teaching and Class Control The classroom is well
control by teacher.

८. अध्यापन पद्धति :

Method of Teaching Explanation method is used.

९. फलक लेखन :

Black-Board is used accurately
according to contents.

१०. पुनरावलोकन :

Recapitulation Teacher ask some questions to
test the knowledge gain by students.

११. विधायक सूचना :

Constructive Suggestions Teacher should raise the
voice.

१२. मूल्यांकन :

Evaluation

				✓	
--	--	--	--	---	--

निकृष्ट

वरा

साधारण

चांगला

उत्तम

अत्युत्तम

Number : 7

Date : 5-12-22

क्रमांक :

दिनांक :

Student Teacher : Rashmi Dubey

School : Ujjwal Madhyamic

छात्राध्यापक :

शाळा : & High school

Subject : chemistry

Class : XIIth

विषय :

वर्ग :

Sub-Unit : composition of Matter

विषयांश :

Lesson Observation

१. पाठाची तयारी :

Preparation of the Lesson Lesson is prepared properly.

२. प्रस्तावना :

Introduction Introduction is started with questioning students try to give Answer.

३. हेतुकथन :

Statement of Aim lesson name and topic is properly mentioned.

४. प्रतिपादन :

Presentation Lesson is explained in proper way.

५. शैक्षणिक साधनांचा वापर :

Audio Visual Aids Model and charts is used.

६. छात्र-सहभाग :

Pupil Participation Students are actively involved when teacher is teaching.

७. अध्यापन व वर्ग नियंत्रण :

Teaching and Class Control The classroom is well control by teacher.

८. अध्यापन पद्धति :

Method of Teaching Explanation method is used.

९. फलक लेखन :

Black-Board Work Black-Board is used according to contents.

१०. पुनरावलोकन :

Recapitulation Teacher ask some question to test the knowledge gain by students.

११. विधायक सूचना :

Constructive Suggestions Teacher should need to make the healthy environment.

१२. मूल्यांकन :

Evaluation

				✓	
--	--	--	--	---	--

निकृष्ट

वरा

साधारण

चांगला

उत्तम

अत्युत्तम

Handwritten signature

Number : 8

Date : 9-12-19

क्रमांक :

दिनांक :

Student Teacher : Kanchan Bhatt

School : Ujjwal Madhyamik

छात्राध्यापक :

High School

Subject : Chemistry

Class : Xth

विषय :

वर्ग :

Sub-Unit : periodic classification

विषयांश :

Lesson Observation

१. पाठाची तयारी :

Preparation of the Lesson Lesson is prepared properly.

२. प्रस्तावना :

Introduction start with diagrams
or circle and example.

३. हेतुकथन :

Lesson start with topic and
diagrams.

४. प्रतिपादन :

Presentation Lesson is explained very well.

५. शैक्षणिक साधनांचा वापर :

Audio Visual Aids chart, video clip is used.

६. छात्र-सहभाग :

Pupil Participation Students are actively involved
when teacher is teaching.

७. अध्यापन व वर्ग नियंत्रण :

Teaching and Class Control The classroom is under
control by teacher.

८. अध्यापन पद्धति :

Method of Teaching Explanation method and
diagrams are used.

९. फलक लेखन :

Black-Board Work Black-Board used according
to diagram.

१०. पुनरावलोकन :

Recapitulation Teacher ask some basic concept
to check the knowledge.

११. विधायक सूचना :

Constructive Suggestions 'voice of teacher should' be
loud and maintain properly.

१२. मूल्यांकन :

Evaluation

			✓		
--	--	--	---	--	--

निकृष्ट

बरा

साधारण

चांगला

उत्तम

अत्युत्तम

Number : 9

Date : 6-12-19

क्रमांक :

दिनांक :

Student Teacher : Anvita Zanjali

School : Ujjwal madhyamik

छात्राध्यापक :

शाळा : High School

Subject : Chemistry

Class : 8th

विषय :

वर्ग :

Sub-Unit : Carbon Compound

विषयांश :

Lesson Observation

१. पाठाची तयारी :

Preparation of the Lesson Students are actively involved and teacher prepare the Lesson properly.

२. प्रस्तावना :

Introduction Introduction is started with example of compound.

३. हेतुकथन :

Statement of Aim The name is mentioned properly of Lesson.

४. प्रतिपादन :

Presentation Lesson is explained in proper manner.

५. शैक्षणिक साधनांचा वापर :

Audio Visual Aids Models and charts are used.

६. छात्र-सहभाग :

Pupil Participation Students are actively involved
when teacher is teaching.

७. अध्यापन व वर्ग नियंत्रण :

Teaching and Class Control The teacher control the
classroom during teaching.

८. अध्यापन पद्धति :

Method of Teaching Explanation method is used.

९. फलक लेखन :

Black-Board Work Black-Board is used when
pts Required.

१०. पुनरावलोकन :

Recapitulation Teacher ask questions to test
the knowledge after teaching.

११. विधायक सूचना :

Constructive Suggestions teacher should raise the
voice and maintain the handwriting.

१२. मूल्यांकन :

Evaluation

			✓		
--	--	--	---	--	--

निकृष्ट

वरा

साधारण

चांगला

उत्तम

अत्युत्तम

Number : 10

Date : 4-12-19

क्रमांक :

दिनांक :

Student Teacher : Namrata Bharne

School : Ujjwal Madhymic

छात्राध्यापक :

शाळा : High School

Subject : Chemistry

Class : VIIIth

विषय :

वर्ग :

Sub-Unit : Grouping material

विषयांश :

Lesson Observation

१. पाठाची तयारी :

Preparation of the Lesson Lesson are excutated
properly.

२. प्रस्तावना :

Introduction Introduction start with simple
questions and student give answer.

३. हेतुकथन :

Statement of Aim lesson name and formules
equation are mentioned.

४. प्रतिपादन :

Presentation Lesson explained with examples
in proper way,

५. शैक्षणिक साधनांचा वापर :

Audio Visual Aids video & chart is used.

६. छात्र-सहभाग :

Pupil Participation Student discuss with teacher
about the topic.

७. अध्यापन व वर्ग नियंत्रण :

Teaching and Class Control The classroom is well
control by teacher.

८. अध्यापन पद्धति :

Method of Teaching Explanation method is used.

९. फलक लेखन :

Black-Board Work Black-Board is used accurately
according to contents.

१०. पुनरावलोकन :

Recapitulation Teacher ask some question to
test the knowledge gain by students.

११. विधायक सूचना :

Constructive Suggestions Teacher show more
interest in topic and more active

१२. मूल्यांकन :

Evaluation

		✓			
--	--	---	--	--	--

निकृष्ट

बरा

साधारण

चांगला

उत्तम

अत्युत्तम